

NTC SMD Thermistor with Ni/Sn termination

for Automotive, Industrial and General applications

To view data online visit:

SpiCAT



KYOCERA AVX Chip NTC Thermistors are high quality devices developed especially for surface mounting applications. They are widely used for temperature compensation, but can also achieve temperature control of printed circuits in a wide range of applications, including automotive, industrial and general purpose. Ni barrier/100% Sn plated termination for lead free soldering.

Characteristics

Case Size	0805
Operating temperature	-55°C to +150°C
Resistance	2200 Ohm
Tolerance on Resistance (25°C)	$\pm 5\%$
B 25/85	3910K $\pm 3\%$
Maximum dissipation at 25°C	0.12 W
Thermal dissipation factor	2 mW/°C
Thermal time constant	5 s
Termination	Ni barrier/100%Sn (for Pb free soldering)



MSL 1
Pb Free
260°C



AEC-Q200
based qualification







Dimensions

mm (inches)

Size (EIA)	Length (L)	Width (W)	Thickness (T)	Terminal (t)
0805	2.0 ± 0.3	1.25 ± 0.2	1.3 max	0.2 min
	(0.079 ± 0.012)	(0.049 ± 0.008)	(0.051) max	(0.008) min



How to Order (Packaging options)

NB  Type NB = Ni/Sn Term for lead free soldering	12  Size 12 = 0805	MC  Material Code See Datasheet	0222  Resistance (Ohm) 2 Sig. Digits + Number of Zeros	J  Tolerance H = $\pm 3\%$ * J = $\pm 5\%$ K = $\pm 10\%$ M = $\pm 20\%$	BD  Suffix: Packaging BB = Cardboard tape (180mm reel, 4,000 pcs/reel) BF = Cardboard tape (180mm reel, 2,000 pcs/reel) BD = Cardboard tape (330mm reel, 10,000 pcs/reel) -- = Bulk (5000 pcs/bag)
--	--	---	--	---	---

* For selected PNs

NOTICE: Specifications are subject to change without notice. All statements, information and data given herein are believed to be accurate and reliable, but are presented without guarantee or responsibility of any kind, expressed or implied. Specifications are typical and may not apply to all applications.

Material Table

MC (B25/85 = 3910K $\pm 3\%$)

T (°C)	R(T) / R25	TF (%)	α (%/°C)
-55	100.6	23.00	-7.56
-50	69.29	19.90	-7.27
-45	48.40	17.10	-7.00
-40	34.27	14.60	-6.75
-35	24.57	12.40	-6.50
-30	17.83	10.50	-6.27
-25	13.09	8.70	-6.05
-20	9.710	7.20	-5.84
-15	7.282	5.90	-5.64
-10	5.514	4.70	-5.45
-5	4.215	3.70	-5.27
0	3.250	2.80	-5.10
5	2.528	2.00	-4.93
10	1.982	1.40	-4.77
15	1.567	0.80	-4.62
20	1.247	0.40	-4.48
25	1.000	0.00	-4.34
30	0.8072	0.40	-4.21
35	0.6559	0.80	-4.08
40	0.5362	1.20	-3.96
45	0.4410	1.70	-3.85
50	0.3647	2.20	-3.74
55	0.3033	2.80	-3.63
60	0.2535	3.40	-3.53
65	0.2130	4.00	-3.43
70	0.1798	4.60	-3.34
75	0.1525	5.20	-3.25
80	0.1300	5.90	-3.16
85	0.1112	6.60	-3.08
90	0.0955	7.30	-2.99
95	0.0824	8.00	-2.92
100	0.0713	8.70	-2.84
105	0.0620	9.40	-2.77
110	0.0541	10.10	-2.70
115	0.0473	10.90	-2.63
120	0.0415	11.60	-2.57
125	0.0366	12.30	-2.51
130	0.0323	13.10	-2.45
135	0.0286	13.80	-2.39
140	0.0254	14.60	-2.33
145	0.0227	15.30	-2.28
150	0.0203	16.10	-2.23

B25/50	B25/75	B25/85	B25/100	B Tol
3887 K	3904 K	3910 K	3917 K	$\pm 3\%$

R Min (Ω)	R Nom (Ω)	R Max (Ω)
159,350	221,320	283,290
114,481	152,438	190,395
82,948	106,480	130,012
60,617	75,394	90,171
44,649	54,054	63,459
33,146	39,226	45,306
24,853	28,798	32,743
18,756	21,362	23,968
14,274	16,020	17,767
10,954	12,131	13,307
8,466.2	9,273.0	10,080
6,592.3	7,150.0	7,707.7
5,172.3	5,561.6	5,950.9
4,081.3	4,360.4	4,639.5
3,247.5	3,447.4	3,647.3
2,595.3	2,743.4	2,891.5
2,090.0	2,200.0	2,310.0
1,679.9	1,775.8	1,871.7
1,359.3	1,443.0	1,526.7
1,106.5	1,179.6	1,252.8
905.2	970.2	1,035.2
744.6	802.3	860.1
615.2	667.3	719.3
510.9	557.7	604.5
426.4	468.6	510.8
357.6	395.6	433.5
301.3	335.5	369.7
254.8	286.0	317.2
216.3	244.6	273.0
184.3	210.1	236.0
157.7	181.3	204.8
135.4	156.9	178.4
116.7	136.4	156.0
101.0	118.9	136.9
87.5	104.1	120.6
76.2	91.4	106.5
66.6	80.5	94.4
58.2	71.1	83.9
51.1	63.0	74.8
45.0	56.0	66.9
39.7	49.9	60.0
35.1	44.6	54.0