

## NTC SMD Thermistor with Ni/Sn termination

for Automotive, Industrial and General applications

To view data online visit:

**SpiCAT**



KYOCERA AVX Chip NTC Thermistors are high quality devices developed especially for surface mounting applications. They are widely used for temperature compensation, but can also achieve temperature control of printed circuits in a wide range of applications, including automotive, industrial and general purpose. Ni barrier/100% Sn plated termination for lead free soldering.

## Characteristics

Case Size	0805
Operating temperature	-55°C to +150°C
Resistance	1800 Ohm
Tolerance on Resistance (25°C)	$\pm 10\%$
B 25/85	3910K $\pm 3\%$
Maximum dissipation at 25°C	0.12 W
Thermal dissipation factor	2 mW/°C
Thermal time constant	5 s
Termination	Ni barrier/100%Sn (for Pb free soldering)



RoHS  
COMPLIANT

MSL 1  
Pb Free  
260°C



AEC-Q200  
based qualification







## Dimensions

mm (inches)

Size (EIA)	Length (L)	Width (W)	Thickness (T)	Terminal (t)
0805	2.0 $\pm 0.3$	1.25 $\pm 0.2$	1.3 max	0.2 min
	(0.079 $\pm 0.012$ )	(0.049 $\pm 0.008$ )	(0.051) max	(0.008) min



## How to Order (Packaging options)

<b>NB</b>  <b>Type</b> NB = Ni/Sn Term for lead free soldering	<b>12</b>  <b>Size</b> 12 = 0805	<b>MC</b>  <b>Material Code</b> See Datasheet	<b>0182</b>  <b>Resistance (Ohm)</b> 2 Sig. Digits + Number of Zeros	<b>K</b>  <b>Tolerance</b> H = $\pm 3\%$ * J = $\pm 5\%$ K = $\pm 10\%$ M = $\pm 20\%$	<b>BD</b>  <b>Suffix: Packaging</b> BB = Cardboard tape (180mm reel, 4,000 pcs/reel) BF = Cardboard tape (180mm reel, 2,000 pcs/reel) BD = Cardboard tape (330mm reel, 10,000 pcs/reel) -- = Bulk (5000 pcs/bag)
--	--	---	--	---	---

\* For selected PNs

NOTICE: Specifications are subject to change without notice. All statements, information and data given herein are believed to be accurate and reliable, but are presented without guarantee or responsibility of any kind, expressed or implied. Specifications are typical and may not apply to all applications.

## Material Table

MC (B25/85 = 3910K $\pm 3\%$ )

T (°C)	R(T) / R25	TF (%)	$\alpha$ (%/°C)
-55	100.6	23.00	-7.56
-50	69.29	19.90	-7.27
-45	48.40	17.10	-7.00
-40	34.27	14.60	-6.75
-35	24.57	12.40	-6.50
-30	17.83	10.50	-6.27
-25	13.09	8.70	-6.05
-20	9.710	7.20	-5.84
-15	7.282	5.90	-5.64
-10	5.514	4.70	-5.45
-5	4.215	3.70	-5.27
0	3.250	2.80	-5.10
5	2.528	2.00	-4.93
10	1.982	1.40	-4.77
15	1.567	0.80	-4.62
20	1.247	0.40	-4.48
25	1.000	0.00	-4.34
30	0.8072	0.40	-4.21
35	0.6559	0.80	-4.08
40	0.5362	1.20	-3.96
45	0.4410	1.70	-3.85
50	0.3647	2.20	-3.74
55	0.3033	2.80	-3.63
60	0.2535	3.40	-3.53
65	0.2130	4.00	-3.43
70	0.1798	4.60	-3.34
75	0.1525	5.20	-3.25
80	0.1300	5.90	-3.16
85	0.1112	6.60	-3.08
90	0.0955	7.30	-2.99
95	0.0824	8.00	-2.92
100	0.0713	8.70	-2.84
105	0.0620	9.40	-2.77
110	0.0541	10.10	-2.70
115	0.0473	10.90	-2.63
120	0.0415	11.60	-2.57
125	0.0366	12.30	-2.51
130	0.0323	13.10	-2.45
135	0.0286	13.80	-2.39
140	0.0254	14.60	-2.33
145	0.0227	15.30	-2.28
150	0.0203	16.10	-2.23

B25/50	B25/75	B25/85	B25/100	B Tol
3887 K	3904 K	3910 K	3917 K	$\pm 3\%$

R Min ( $\Omega$ )	R Nom ( $\Omega$ )	R Max ( $\Omega$ )
121,324	181,080	240,836
87,430	124,722	162,014
63,510	87,120	110,730
46,511	61,686	76,861
34,319	44,226	54,133
25,515	32,094	38,673
19,156	23,562	27,968
14,472	17,478	20,484
11,023	13,108	15,192
8,466.2	9,925.2	11,384
6,547.6	7,587.0	8,626.4
5,101.2	5,850.0	6,598.8
4,004.4	4,550.4	5,096.4
3,160.9	3,567.6	3,974.3
2,516.0	2,820.6	3,125.2
2,011.2	2,244.6	2,478.0
1,620.0	1,800.0	1,980.0
1,301.9	1,453.0	1,604.1
1,053.1	1,180.6	1,308.1
857.1	965.2	1,073.3
700.9	793.8	886.7
576.4	656.5	736.5
476.1	545.9	615.8
395.2	456.3	517.4
329.7	383.4	437.1
276.4	323.6	370.9
232.8	274.5	316.2
196.8	234.0	271.2
166.9	200.2	233.4
142.2	171.9	201.7
121.6	148.3	175.0
104.4	128.4	152.4
89.9	111.6	133.2
77.7	97.3	116.9
67.4	85.2	103.0
58.6	74.8	90.9
51.2	65.8	80.5
44.7	58.2	71.6
39.3	51.5	63.8
34.5	45.8	57.1
30.5	40.8	51.1
26.9	36.5	46.0