

## NTC SMD Thermistor with Ni/Sn termination

for Automotive, Industrial and General applications

To view data online visit:

**SpiCAT**



KYOCERA AVX Chip NTC Thermistors are high quality devices developed especially for surface mounting applications. They are widely used for temperature compensation, but can also achieve temperature control of printed circuits in a wide range of applications, including automotive, industrial and general purpose. Ni barrier/100% Sn plated termination for lead free soldering.

## Characteristics

Case Size	0805
Operating temperature	-55°C to +150°C
Resistance	1000 Ohm
Tolerance on Resistance (25°C)	$\pm 5\%$
B 25/85	3910K $\pm 3\%$
Maximum dissipation at 25°C	0.12 W
Thermal dissipation factor	2 mW/°C
Thermal time constant	5 s
Termination	Ni barrier/100%Sn (for Pb free soldering)



RoHS  
COMPLIANT

MSL 1  
Pb Free  
260°C



AEC-Q200  
based qualification







## Dimensions

mm (inches)

Size (EIA)	Length (L)	Width (W)	Thickness (T)	Terminal (t)
0805	2.0 $\pm 0.3$	1.25 $\pm 0.2$	1.3 max	0.2 min
	(0.079 $\pm 0.012$ )	(0.049 $\pm 0.008$ )	(0.051) max	(0.008) min



## How to Order (Packaging options)

<b>NB</b>  <b>Type</b> NB = Ni/Sn Term for lead free soldering	<b>12</b>  <b>Size</b> 12 = 0805	<b>MC</b>  <b>Material Code</b> See Datasheet	<b>0102</b>  <b>Resistance (Ohm)</b> 2 Sig. Digits + Number of Zeros	<b>J</b>  <b>Tolerance</b> H = $\pm 3\%^*$ J = $\pm 5\%$ K = $\pm 10\%$ M = $\pm 20\%$	<b>BD</b>  <b>Suffix: Packaging</b> BB = Cardboard tape (180mm reel, 4,000 pcs/reel) BF = Cardboard tape (180mm reel, 2,000 pcs/reel) BD = Cardboard tape (330mm reel, 10,000 pcs/reel) -- = Bulk (5000 pcs/bag)
--	--	---	--	---	---

\* For selected PNs

NOTICE: Specifications are subject to change without notice. All statements, information and data given herein are believed to be accurate and reliable, but are presented without guarantee or responsibility of any kind, expressed or implied. Specifications are typical and may not apply to all applications.

## Material Table

MC (B25/85 = 3910K $\pm 3\%$ )

T (°C)	R(T) / R25	TF (%)	$\alpha$ (%/°C)
-55	100.6	23.00	-7.56
-50	69.29	19.90	-7.27
-45	48.40	17.10	-7.00
-40	34.27	14.60	-6.75
-35	24.57	12.40	-6.50
-30	17.83	10.50	-6.27
-25	13.09	8.70	-6.05
-20	9.710	7.20	-5.84
-15	7.282	5.90	-5.64
-10	5.514	4.70	-5.45
-5	4.215	3.70	-5.27
0	3.250	2.80	-5.10
5	2.528	2.00	-4.93
10	1.982	1.40	-4.77
15	1.567	0.80	-4.62
20	1.247	0.40	-4.48
25	1.000	0.00	-4.34
30	0.8072	0.40	-4.21
35	0.6559	0.80	-4.08
40	0.5362	1.20	-3.96
45	0.4410	1.70	-3.85
50	0.3647	2.20	-3.74
55	0.3033	2.80	-3.63
60	0.2535	3.40	-3.53
65	0.2130	4.00	-3.43
70	0.1798	4.60	-3.34
75	0.1525	5.20	-3.25
80	0.1300	5.90	-3.16
85	0.1112	6.60	-3.08
90	0.0955	7.30	-2.99
95	0.0824	8.00	-2.92
100	0.0713	8.70	-2.84
105	0.0620	9.40	-2.77
110	0.0541	10.10	-2.70
115	0.0473	10.90	-2.63
120	0.0415	11.60	-2.57
125	0.0366	12.30	-2.51
130	0.0323	13.10	-2.45
135	0.0286	13.80	-2.39
140	0.0254	14.60	-2.33
145	0.0227	15.30	-2.28
150	0.0203	16.10	-2.23

B25/50	B25/75	B25/85	B25/100	B Tol
3887 K	3904 K	3910 K	3917 K	$\pm 3\%$

R Min ( $\Omega$ )	R Nom ( $\Omega$ )	R Max ( $\Omega$ )
72,432	100,600	128,768
52,037	69,290	86,543
37,704	48,400	59,096
27,553	34,270	40,987
20,295	24,570	28,845
15,066	17,830	20,594
11,297	13,090	14,883
8,525.4	9,710.0	10,895
6,488.3	7,282.0	8,075.7
4,979.1	5,514.0	6,048.9
3,848.3	4,215.0	4,581.7
2,996.5	3,250.0	3,503.5
2,351.0	2,528.0	2,705.0
1,855.2	1,982.0	2,108.8
1,476.1	1,567.0	1,657.9
1,179.7	1,247.0	1,314.3
950.0	1,000.0	1,050.0
763.6	807.2	850.8
617.9	655.9	693.9
503.0	536.2	569.4
411.5	441.0	470.5
338.4	364.7	391.0
279.6	303.3	327.0
232.2	253.5	274.8
193.8	213.0	232.2
162.5	179.8	197.1
136.9	152.5	168.1
115.8	130.0	144.2
98.3	111.2	124.1
83.8	95.5	107.3
71.7	82.4	93.1
61.6	71.3	81.1
53.1	62.0	70.9
45.9	54.1	62.2
39.8	47.3	54.8
34.6	41.5	48.4
30.3	36.6	42.9
26.5	32.3	38.2
23.2	28.6	34.0
20.5	25.4	30.4
18.1	22.7	27.3
16.0	20.3	24.5