

VTA3080512D250DP

(0805, 12Vdc, 0.4J, 200A, 900pF, Sn Term)

Multilayer Chip Varistor Datasheet

BASIC SPECIFICATION

Case Size [EIA]	0805
Operating Temperature	-55 to +150°C
Grade	Automotive & General
Qualification	AEC-Q200
Termination	Sn
RoHS	Yes
MSL Level	1
Packaging	T&R 7in (180mm)
Packaging Qty	1000 pcs



AEC-Q200
Qualified



RoHS
Compliant

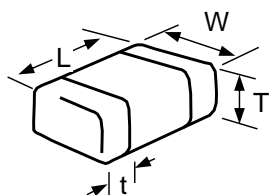


Click for
Online Data

ELECTRICAL CHARACTERISTICS

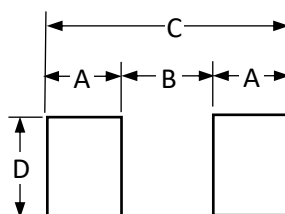
DC Working Voltage	12 Vdc
AC Working Voltage	8.5 Vac
Breakdown Voltage [1mA DC]	16±15% V
Clamping Voltage [8x20µs]	27V @ 1A
Max Leakage Current [Vdc, 25°C]	10 µA
Transient Energy [10x1000µs]	0.4 J
Load Dump Energy [x10]	-
Peak Power [10x1000µs]	0 W
Peak Current Rating [8x20µs]	200 A
Typical Capacitance	900 pF
Capacitance Tolerance [1kHz, 0.5Vrms, 25°C]	+100/-50%
Jump Start Voltage [5min]	-
Power Dissipation	0.008 W

DIMENSIONS



	mm	inches
L	2.01±0.20	0.079±0.008
W	1.25±0.20	0.049±0.008
T	1.02 max	0.040 max
t	0.71 max	0.028 max

SOLDERING PAD



	mm	inches
A	1.02	0.04
B	1.02	0.04
C	3.05	0.12
D	1.27	0.05

HOW TO ORDER

VTA3

Varistor
150°C

0805

Case Size

12

Working
Voltage

12 = 12 Vdc

D

Energy
Rating

D = 0.4J

250

Clamping
Voltage

250 = 27V

D

Packaging

D = 7" reel (1,000pcs)
R = 7" reel (4,000pcs)
T = 13" reel (10,000pcs)

P

Termination

P = Sn

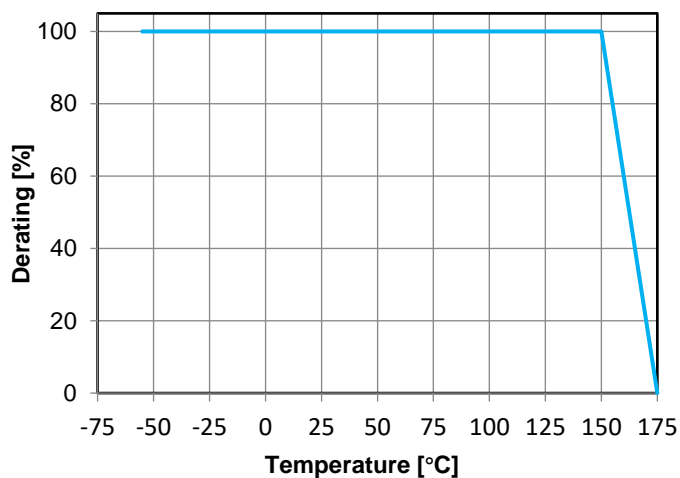
MTA3080512D250DP

(0805, 12Vdc, 0.4J, 200A, 900pF, Sn Term)

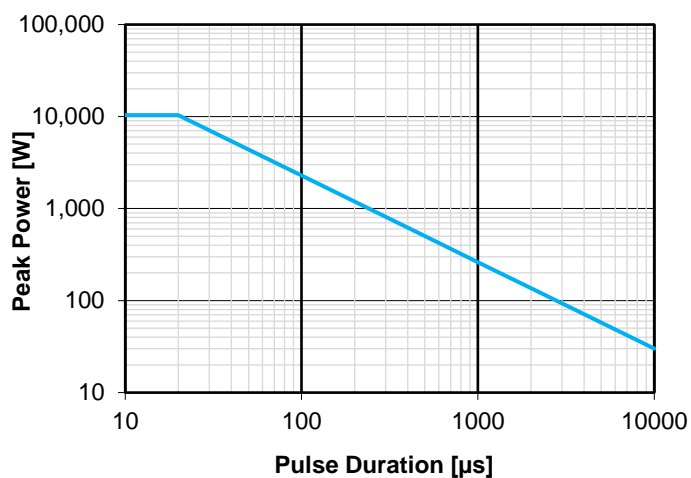
Multilayer Chip Varistor Datasheet

TYPICAL CHARACTERISTICS

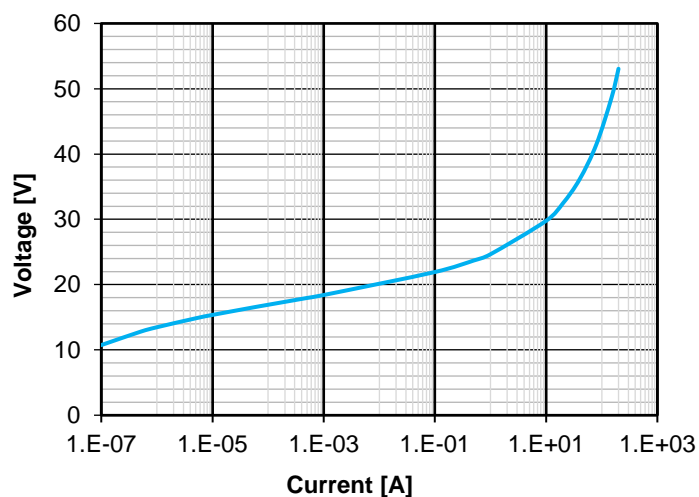
Temperature Derating (Energy, Current, Power)



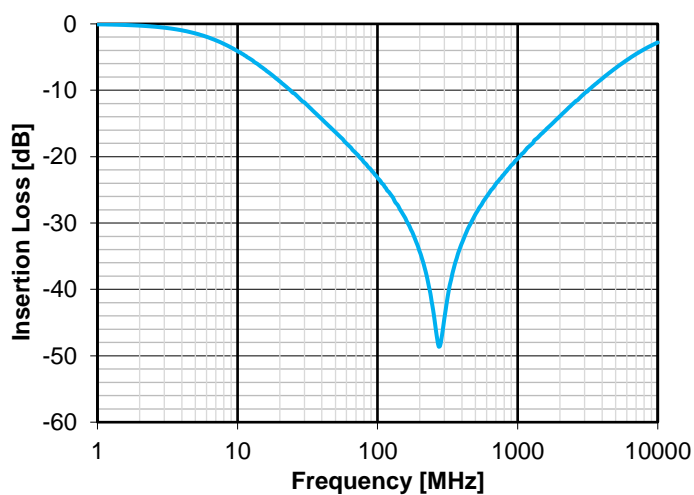
Power Derating



Voltage / Current



S21



NOTICE: Specifications are subject to change without notice. All statements, information and data given herein are believed to be accurate and reliable, but are presented without guarantee or responsibility of any kind, expressed or implied. Specifications are typical and may not apply to all applications.