

VLAS060334B650TP

(0603, 34Vdc, 0.2J, 50A, 90pF, Sn Term)

Multilayer Chip Varistor Datasheet

BASIC SPECIFICATION

Case Size [EIA]	0603
Operating Temperature	-55 to +125°C
Grade	Automotive & General
Qualification	AEC-Q200
Termination	Sn
RoHS	Yes
MSL Level	1
Packaging	T&R 13in (330mm)
Packaging Qty	10000 pcs



AEC-Q200
Qualified



RoHS
Compliant



Click for
Online Data

ELECTRICAL CHARACTERISTICS

DC Working Voltage	34 Vdc
AC Working Voltage	30 Vac
Breakdown Voltage [1mA DC]	39+13% V
Clamping Voltage [8x20μs]	65V @ 1A
Max Leakage Current [Vdc, 25°C]	10 μA
Transient Energy [10x1000μs]	0.2 J
Load Dump Energy [x10]	0.25 J
Peak Power [10x1000μs]	0 W
Peak Current Rating [8x20μs]	50 A
Typical Capacitance [1kHz, 0.5Vrms, 25°C]	90 pF
Capacitance Tolerance	+100/-50%
Jump Start Voltage [5min]	29 V
Power Dissipation	0.004 W

DIMENSIONS



	mm	inches
L	1.60±0.15	0.063±0.006
W	0.80±0.15	0.031±0.006
T	0.9 max	0.035 max
t	0.35±0.15	0.014±0.006

SOLDERING PAD



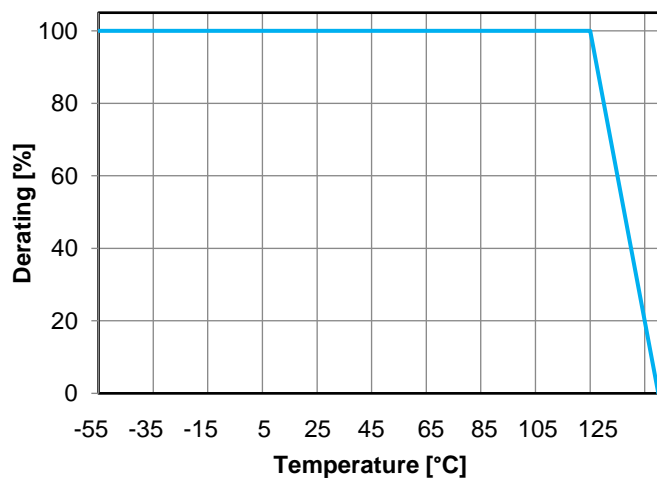
	mm	inches
A	0.89	0.035
B	0.76	0.03
C	2.54	0.1
D	0.76	0.03

HOW TO ORDER

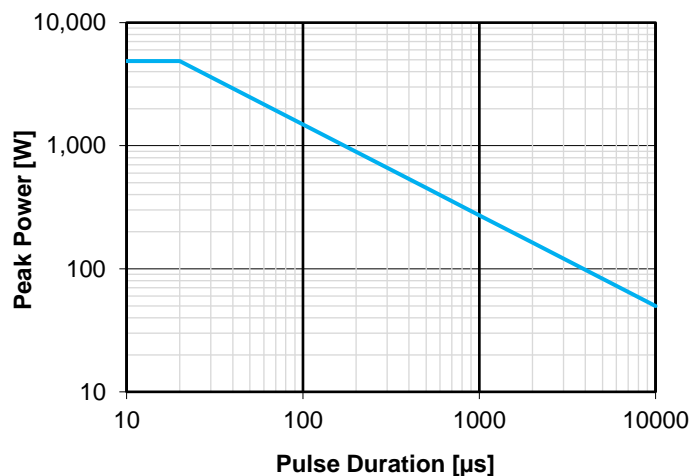
VLAS	0603	34	B	650	T	P
Varistor Low Clamp	Case Size	Working Voltage	Energy Rating	Clamping Voltage	Packaging	Termination
		34 = 34 Vdc	B = 0.2J	650 = 65V	D = 7" reel (1,000pcs) R = 7" reel (4,000pcs) T = 13" reel (10,000pcs)	P = Sn

TYPICAL CHARACTERISTICS

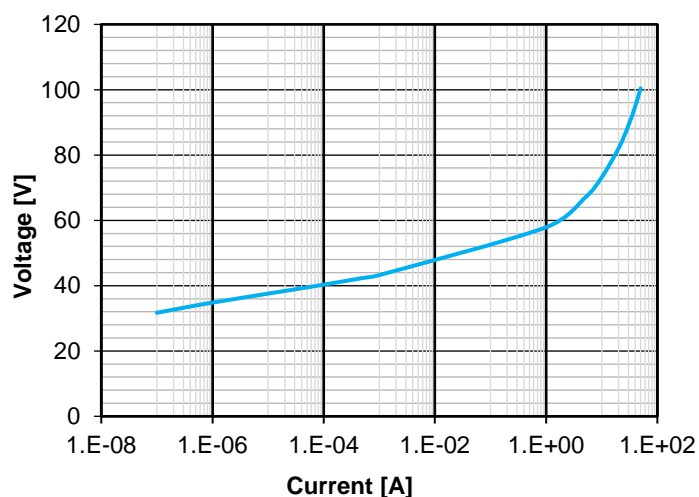
Temperature Derating (Energy, Current, Power)



Power Derating



Voltage / Current



S21

