


Glass Encapsulated TransGuard® Automotive Multilayer Varistors

for Automotive applications



AEC-Q200
Qualified

The Glass Encapsulated TransGuard® Automotive Series multilayer varistors provide bi-directional overvoltage protection as well as EMI/RFI attenuation in a single SMT package. Glass encapsulation extends the range into high energy applications and in addition provides enhanced resistance against harsh environment or process such as acidic environment, salts or chlorite flux.

Electrical Characteristics

Operating Temperature -55 to +125°C

Case Size	V _W (DC)	V _W (AC)	V _B	V _C	I _{VC}	I _L	E _T	E _{LD}	PP	I _P	Cap	Cap Tol	V _{JUMP}
EIA	Vdc	Vac	V	V	A	μA	J	J (10x)	W	A	pF	-	V (5min)
1210	34	30	47.0±10%	77	2.5	15	2	3	1500	400	1000	+100/-50%	48

P_{DISS}

W

0.04

V_W(DC) DC Working Voltage [V]

V_W(AC) AC Working Voltage [V]

V_B Typical Breakdown Voltage [V @ 1mA_{DC}]

V_C Clamping Voltage [V @ I_{VC}]

I_{VC} Test Current for V_C [A, 8x20μs]

I_L Maximum leakage current at the working voltage [μA]

E_T Transient Energy Rating [J, 10x1000μS]

PP Peak Power Rating [W, 10x1000μS]

I_P Peak Current Rating [A, 8x20μS]

Cap Typical capacitance [pF] @1kHz and 0.5VRMS

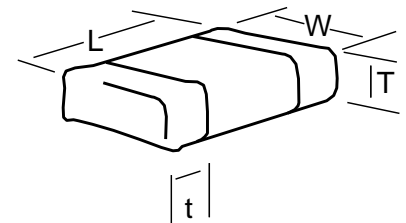
Cap tol Capacitance tolerance from typical value

V_{JUMP} Jump start voltage [V, 5min]

P_{DISS} Max Power Dissipation [W]

Dimensions

Size (EIA)	mm (inches)			
	Length (L)	Width (W)	Thickness (T)	Terminal (t)
1210	3.20±0.20	2.49±0.20	1.7 max	1.14 max
	(0.126±0.008)	(0.098±0.008)	(0.067 max)	(0.045 max)



Termination

Ni barrier/100% Sn plated termination for lead free soldering.



RoHS
COMPLIANT

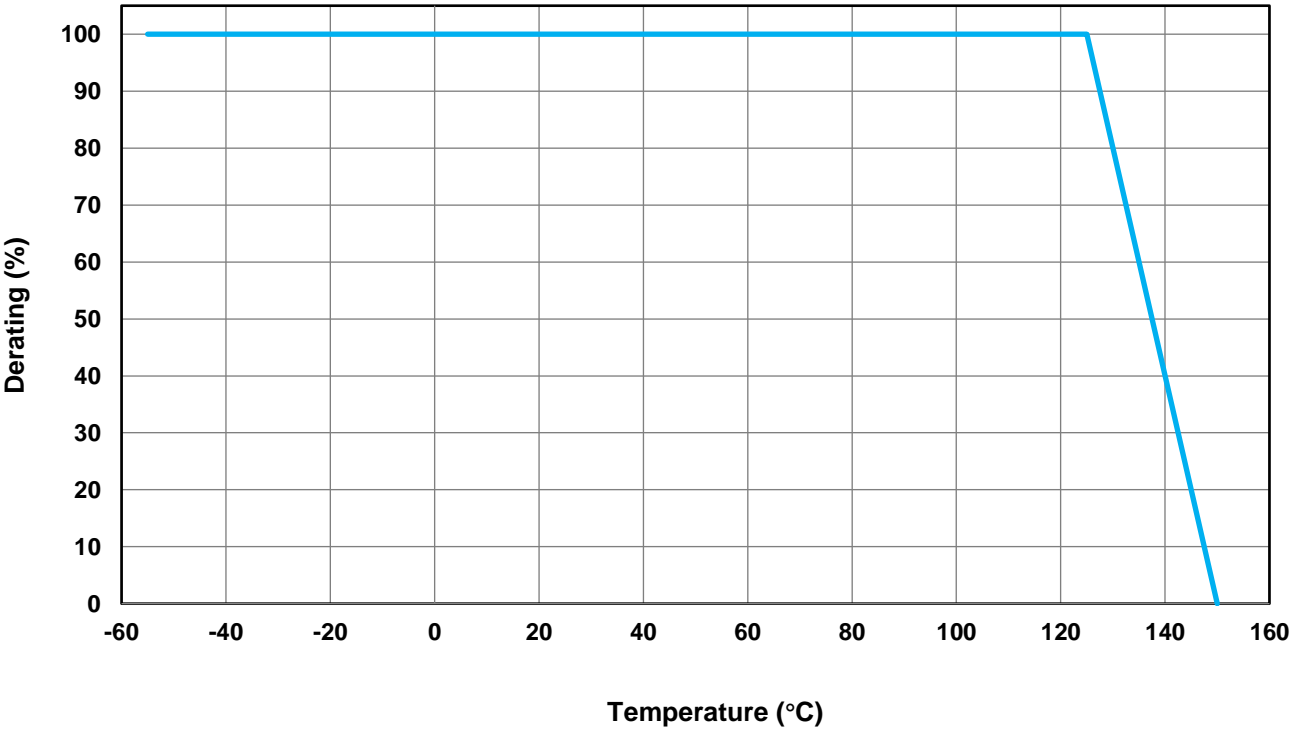
MSL 1

Pb Free 260°C

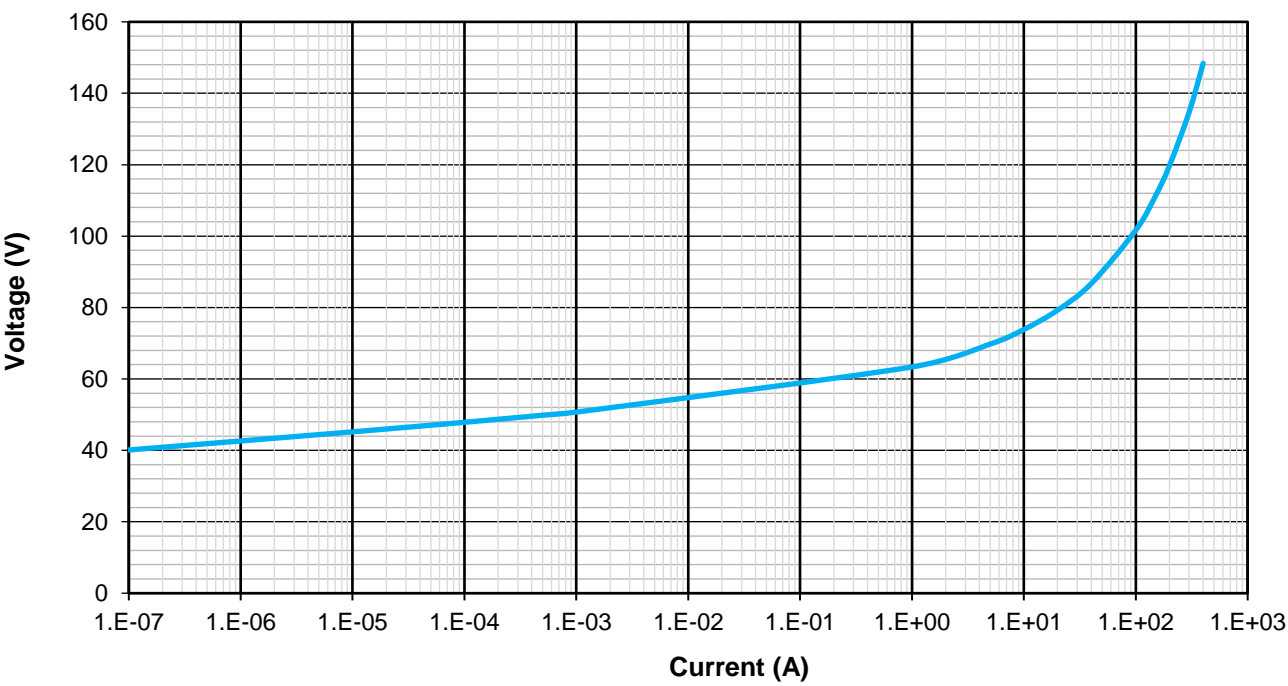
How to order (Packaging options)

VGAS	1210	34	S	770	T	P
Varistor Glass encaps. Automotive Series	Case Size	Working Voltage	Energy Rating	Clamping Voltage	Packaging	Termination
		34 = 34Vdc	S = 2J	770 = 77V	D = 7" reel (1,000pcs) R = 7" reel (2,000pcs) T = 13" reel (10,000pcs)	P = Ni/Sn

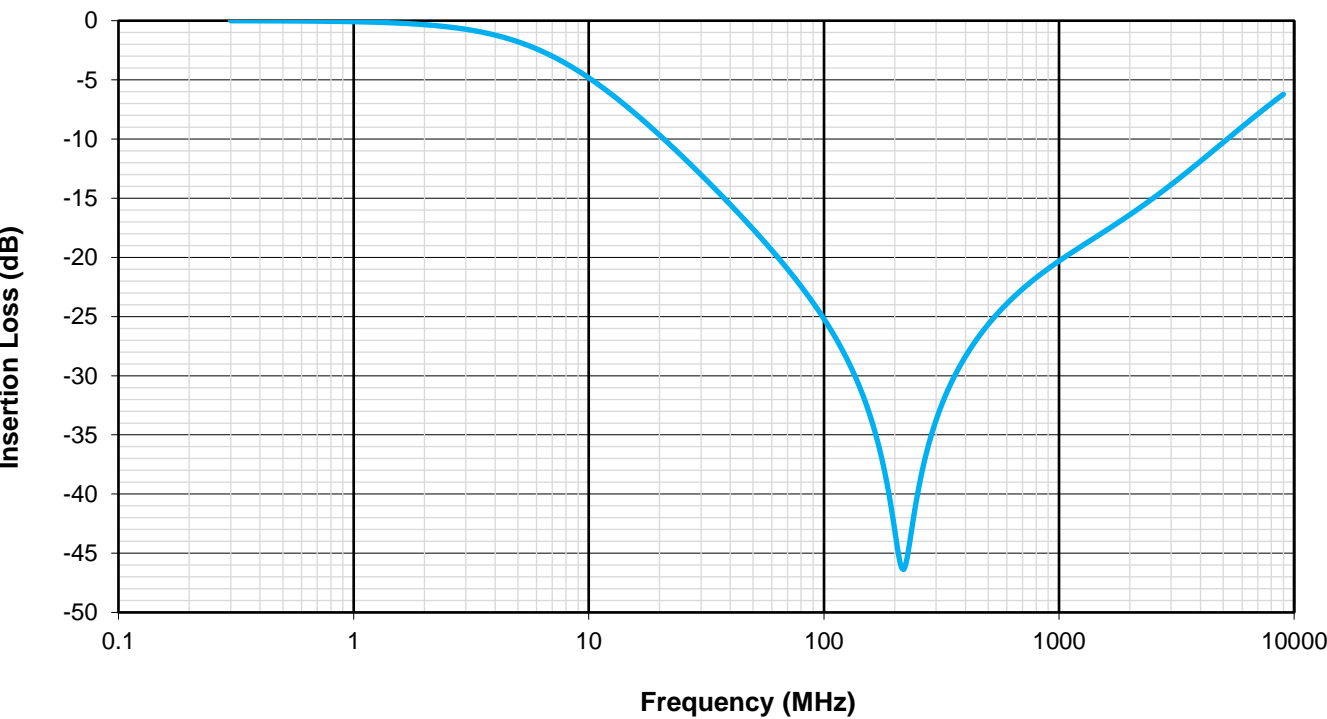
Typical Energy Derating Curve (Transient Energy, Peak Current, Power)



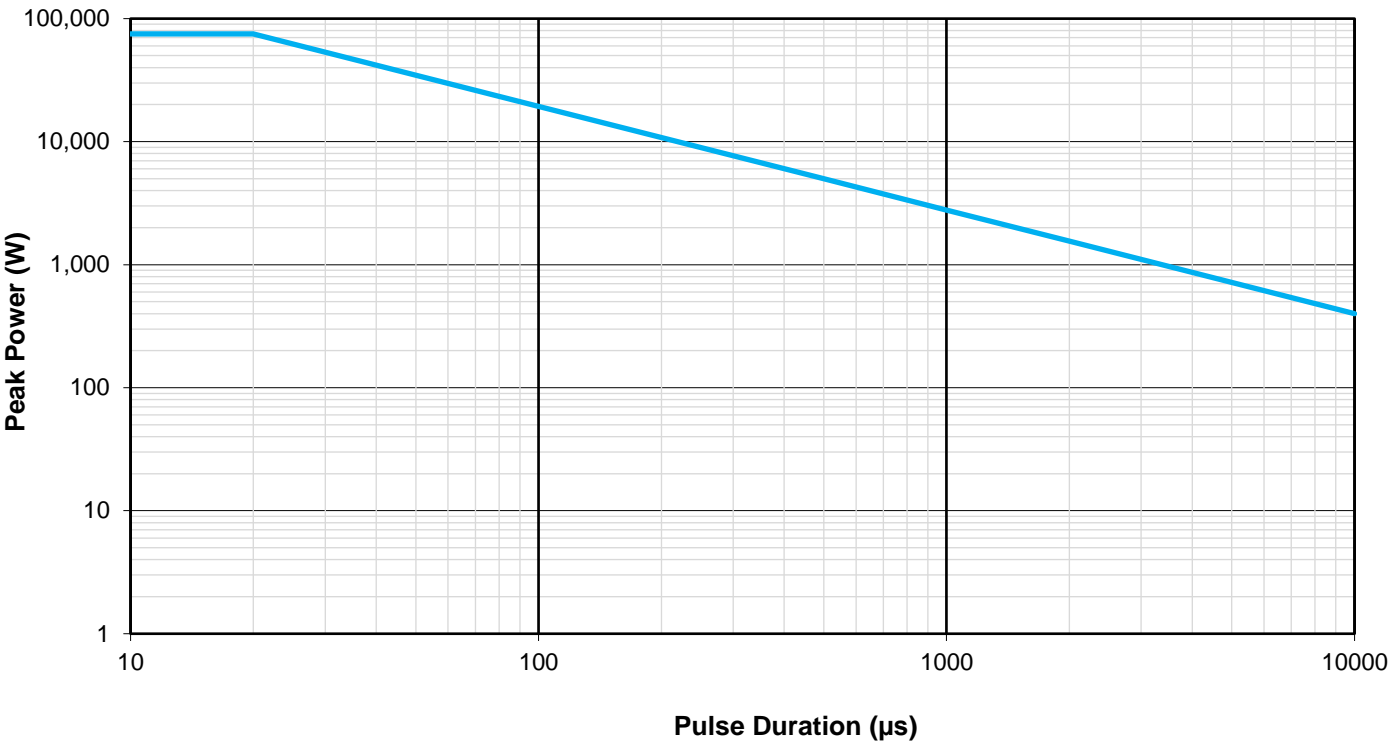
Voltage / Current Characteristics



S21 Characteristics



Power Derating



NOTICE: Specifications are subject to change without notice. All statements, information and data given herein are believed to be accurate and reliable, but are presented without guarantee or responsibility of any kind, expressed or implied. Specifications are typical and may not apply to all applications.