


Glass Encapsulated TransGuard® Multilayer Varistors

for Industrial and General applications



The Glass Encapsulated TransGuard® multilayer varistors provide bi-directional overvoltage protection as well as EMI/RFI attenuation in a single SMT package. Glass encapsulation extends the range into high energy applications and in addition provides enhanced resistance against harsh environment or process such as acidic environment, salts or chlorite flux.

Electrical Characteristics

Operating Temperature

-55 to +125°C

| Case Size | V _W (DC) | V _W (AC) | V _B | V _C | I _{VC} | I _L | E _T | PP | I _P | Cap | Cap Tol |
|-----------|---------------------|---------------------|----------------|----------------|-----------------|----------------|----------------|------|----------------|-----|-----------|
| EIA | Vdc | Vac | V | V | A | μA | J | W | A | pF | - |
| 1812 | 56 | 40 | 68.0±10% | 110 | 5 | 15 | 4.8 | 3610 | 500 | 800 | +100/-50% |

V_W(DC) DC Working Voltage [V]

V_W(AC) AC Working Voltage [V]

V_B Typical Breakdown Voltage [V @ 1mA_{DC}]

V_C Clamping Voltage [V @ I_{VC}]

I_{VC} Test Current for V_C [A, 8x20μs]

I_L Maximum leakage current at the working voltage [μA]

PP Peak Power Rating [W, 10x1000μs]

E_T Transient Energy Rating [J, 10x1000μs]

I_P Peak Current Rating [A, 8x20μs]

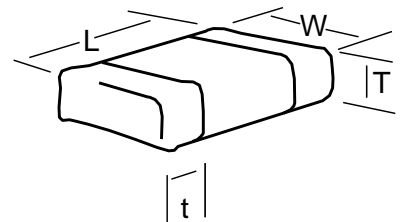
Cap Typical capacitance [pF] @1kHz and 0.5VRMS

Cap tol Capacitance tolerance from typical value

Dimensions

mm (inches)

| Size (EIA) | Length (L) | Width (W) | Thickness (T) | Terminal (t) |
|------------|---------------|---------------|---------------|--------------|
| 1812 | 4.50±0.30 | 3.20±0.30 | 2 max | 1.00 max |
| | (0.177±0.012) | (0.126±0.012) | (0.080 max) | (0.039 max) |



Termination

Ni barrier/100% Sn plated termination for lead free soldering.



RoHS
COMPLIANT

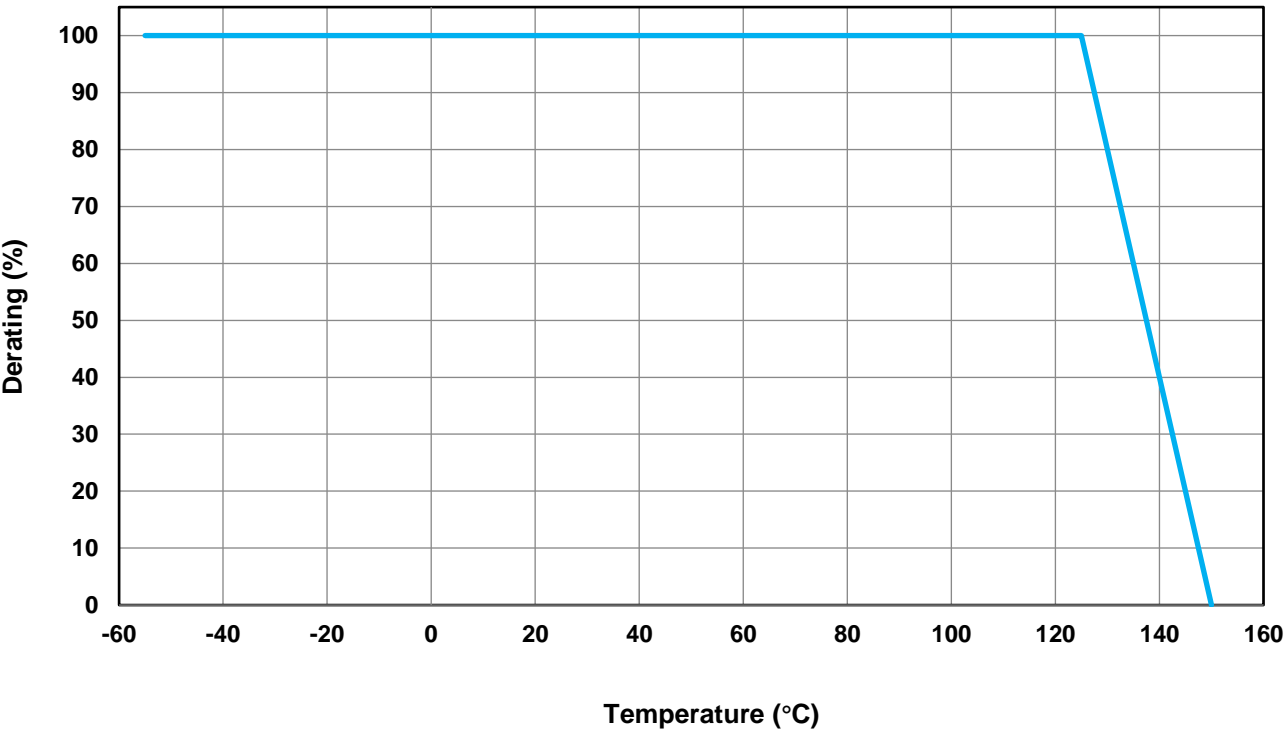
MSL 1

Pb Free 260°C

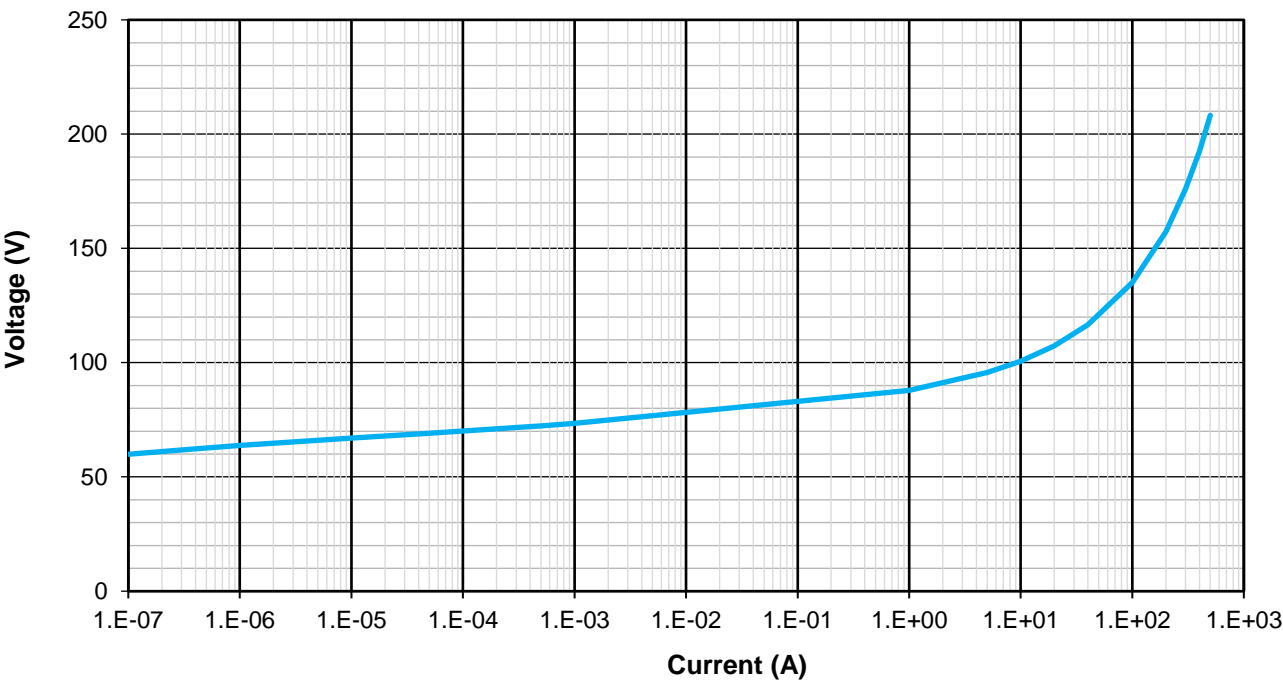
How to order (Packaging options)

| | | | | | | |
|-----------------------------------|-------------|--------------------|------------------|---------------------|---------------------------------------------------|-------------|
| VG | 1812 | 56 | U | 111 | D | P |
| Varistor Glass Encapsulated | Case Size | Working Voltage | Energy Rating | Clamping Voltage | Packaging | Termination |
| | | 56 = 56Vdc | U = 4.8J | 111 = 110V | D = 7" reel (1,000pcs) T = 13" reel (4,000pcs) | P = Ni/Sn |

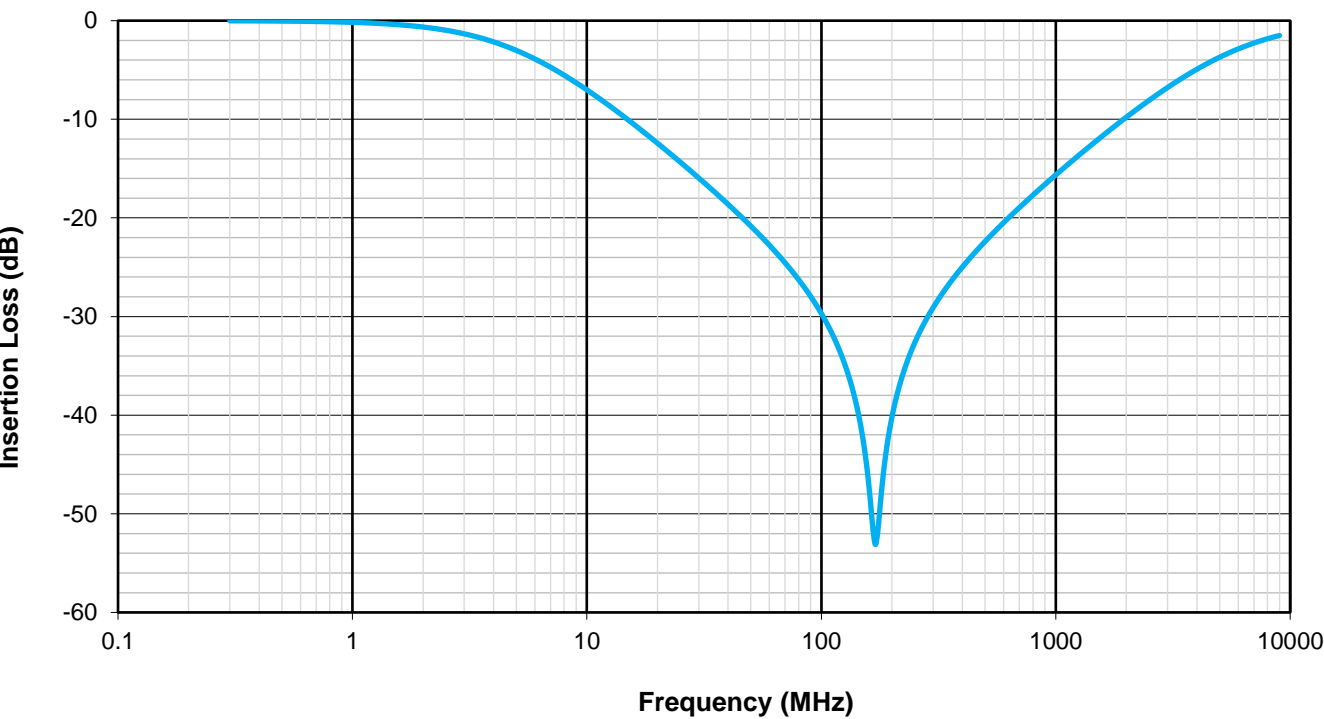
Typical Energy Derating Curve (Transient Energy, Peak Current, Power)



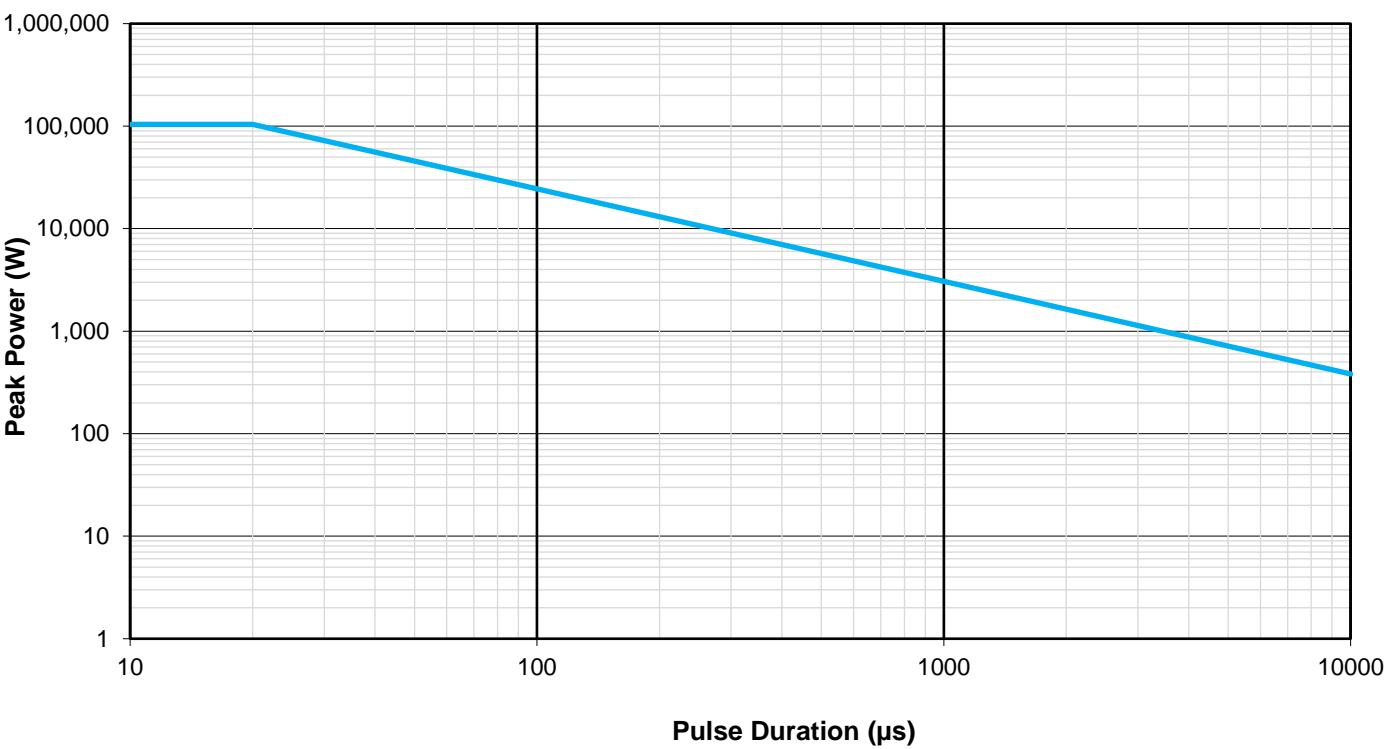
Voltage / Current Characteristics



S21 Characteristics



Power Derating



NOTICE: Specifications are subject to change without notice. All statements, information and data given herein are believed to be accurate and reliable, but are presented without guarantee or responsibility of any kind, expressed or implied. Specifications are typical and may not apply to all applications.