

VCLD121085S151TB

(1210, 85Vdc, 2.0J, 250A, 275pF, SnPb)

Multilayer Chip Varistor Datasheet

BASIC SPECIFICATION

Case Size [EIA]	1210
Operating Temperature	-55 to +125°C
Grade	General
Termination	SnPb
RoHS	No
MSL Level	1
Packaging	T&R 13in (330mm)
Packaging Qty	10000 pcs



Non
RoHS



Click for
Online Data

ELECTRICAL CHARACTERISTICS

DC Working Voltage	85 Vdc
AC Working Voltage	60 Vac
Breakdown Voltage [1mA DC]	100±10 V
Clamping Voltage [8x20µs]	150V @ 1A
Max Leakage Current [Vdc, 25°C]	35 µA
Transient Energy [10x1000µs]	2.0 J
Peak Power [10x1000µs]	1503 W
Peak Current Rating [8x20µs]	250 A
Typical Capacitance [1kHz, 0.5Vrms, 25°C]	275 pF
Capacitance Tolerance	+100/-50%

DIMENSIONS



	mm	inches
L	3.20±0.20	0.126±0.008
W	2.49±0.20	0.098±0.008
T	1.7 max	0.067 max
t	1.14 max	0.045 max

SOLDERING PAD



	mm	inches
A	1.02	0.04
B	2.03	0.08
C	4.06	0.16
D	2.54	0.1

HOW TO ORDER

VCLD	1210	85	S	151	T	B
Varistor Chip SnPb	Case Size	Working Voltage	Energy Rating	Clamping Voltage	Packaging	Termination
		85 = 85Vdc	S = 2.0J	151 = 150V	D = 7" reel (1,000pcs) R = 7" reel (2,000pcs) T = 13" reel (10,000pcs)	B = SnPb (5% Pb min)

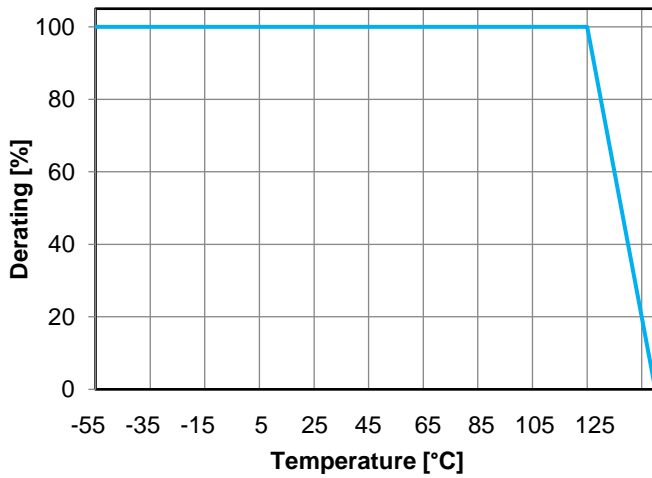
VCLD121085S151TB

(1210, 85Vdc, 2.0J, 250A, 275pF, SnPb)

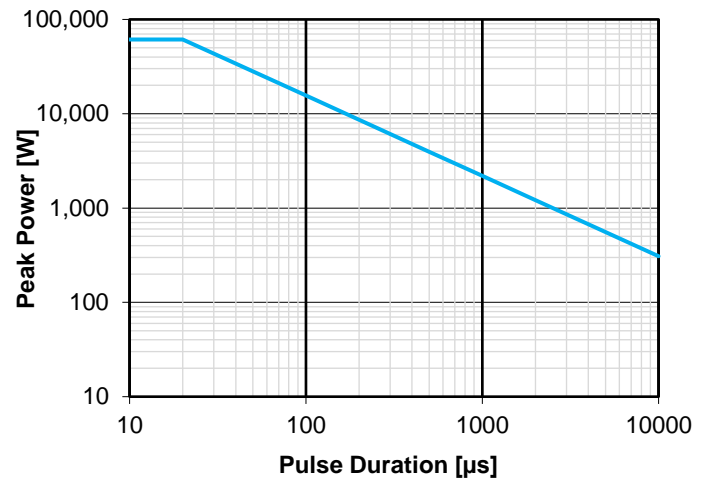
Multilayer Chip Varistor Datasheet

TYPICAL CHARACTERISTICS

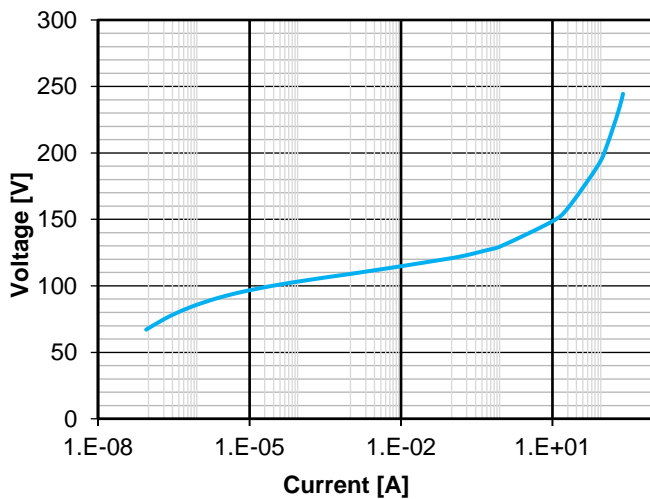
Temperature Derating (Energy, Current, Power)



Power Derating



Voltage / Current



S21

