

# VCLD121060J121TB

(1210, 60Vdc, 1.5J, 250A, 400pF, SnPb)

Multilayer Chip Varistor Datasheet

## BASIC SPECIFICATION

Case Size [EIA]	1210
Operating Temperature	-55 to +125°C
Grade	General
Termination	SnPb
RoHS	No
MSL Level	1
Packaging	T&R 13in (330mm)
Packaging Qty	10000 pcs



Non  
RoHS



Click for  
Online Data

## ELECTRICAL CHARACTERISTICS

DC Working Voltage	60 Vdc
AC Working Voltage	42 Vac
Breakdown Voltage [1mA DC]	76.0±10 V
Clamping Voltage [8x20µs]	120V @ 5A
Max Leakage Current [Vdc, 25°C]	10 µA
Transient Energy [10x1000µs]	1.5 J
Peak Power [10x1000µs]	1125 W
Peak Current Rating [8x20µs]	250 A
Typical Capacitance [1kHz, 0.5Vrms, 25°C]	400 pF
Capacitance Tolerance	+100/-50%

## DIMENSIONS



	mm	inches
L	3.20±0.20	0.126±0.008
W	2.49±0.20	0.098±0.008
T	1.7 max	0.067 max
t	1.14 max	0.045 max

## SOLDERING PAD



	mm	inches
A	1.02	0.04
B	2.03	0.08
C	4.06	0.16
D	2.54	0.1

## HOW TO ORDER

<b>VCLD</b>	<b>1210</b>	<b>60</b>	<b>J</b>	<b>121</b>	<b>T</b>	<b>B</b>
Varistor Chip SnPb	Case Size	Working Voltage	Energy Rating	Clamping Voltage	Packaging	Termination
		60 = 60Vdc	J = 1.5J	121 = 120V	D = 7" reel (1,000pcs) R = 7" reel (2,000pcs) T = 13" reel (10,000pcs)	B = SnPb (5% Pb min)

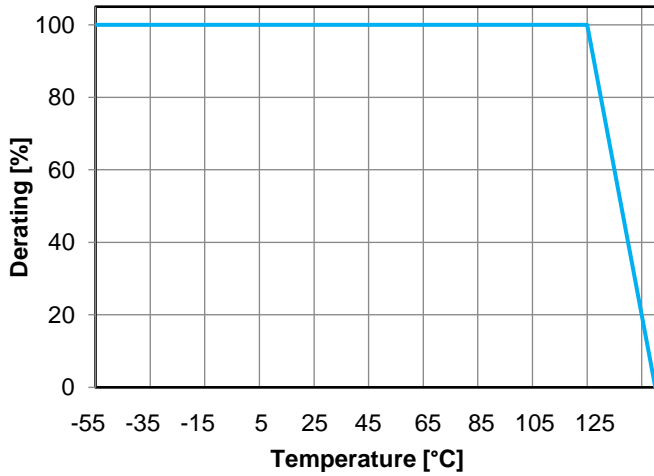
# VCLD121060J121TB

(1210, 60Vdc, 1.5J, 250A, 400pF, SnPb)

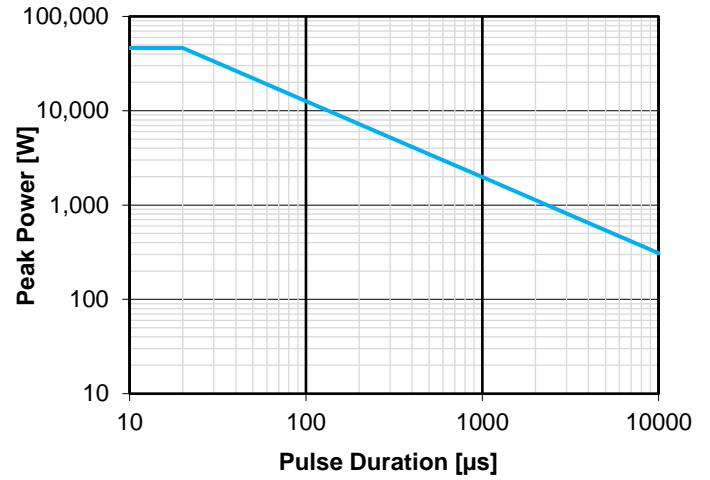
Multilayer Chip Varistor Datasheet

## TYPICAL CHARACTERISTICS

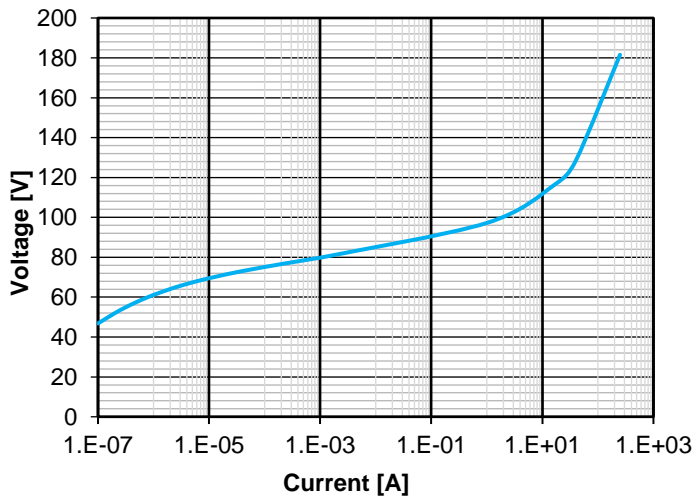
Temperature Derating (Energy, Current, Power)



Power Derating



Voltage / Current



S21

