

VCLD120618A400DB

(1206, 18Vdc, 0.1J, 30A, 350pF, SnPb)

Multilayer Chip Varistor Datasheet

BASIC SPECIFICATION

Case Size [EIA]	1206
Operating Temperature	-55 to +125°C
Grade	General
Termination	SnPb
RoHS	No
MSL Level	1
Packaging	T&R 7in (180mm)
Packaging Qty	4000 pcs



Non
RoHS



Click for
Online Data

ELECTRICAL CHARACTERISTICS

DC Working Voltage	18 Vdc
AC Working Voltage	13 Vac
Breakdown Voltage [1mA DC]	25.5±10 V
Clamping Voltage [8x20µs]	42V @ 1A
Max Leakage Current [Vdc, 25°C]	10 µA
Transient Energy [10x1000µs]	0.1 J
Peak Power [10x1000µs]	75 W
Peak Current Rating [8x20µs]	30 A
Typical Capacitance [1kHz, 0.5Vrms, 25°C]	350 pF
Capacitance Tolerance	+100/-50%

DIMENSIONS



	mm	inches
L	3.20±0.20	0.126±0.008
W	1.60±0.20	0.063±0.008
T	1.02 max	0.040 max
t	0.94 max	0.037 max

SOLDERING PAD



	mm	inches
A	1.02	0.04
B	2.03	0.08
C	4.06	0.16
D	1.65	0.065

HOW TO ORDER

VCLD	1206	18	A	400	D	B
Varistor Chip SnPb	Case Size	Working Voltage	Energy Rating	Clamping Voltage	Packaging	Termination
		18 = 18Vdc	A = 0.1J	400 = 42V	D = 7" reel (1,000pcs) R = 7" reel (4,000pcs) T = 13" reel (10,000pcs)	B = SnPb (5% Pb min)

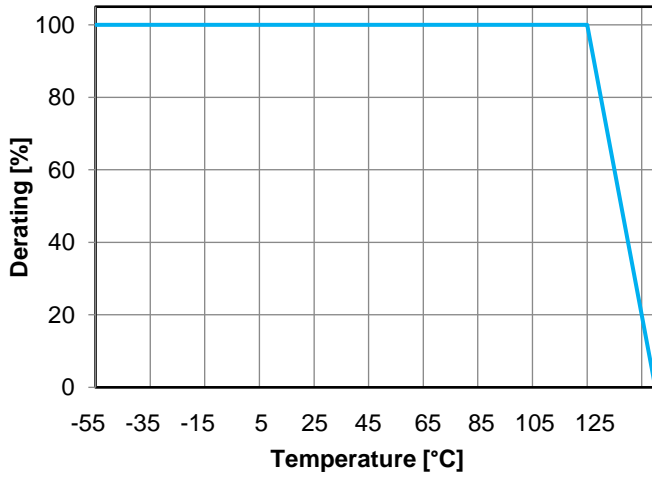
VCLD120618A400DB

(1206, 18Vdc, 0.1J, 30A, 350pF, SnPb)

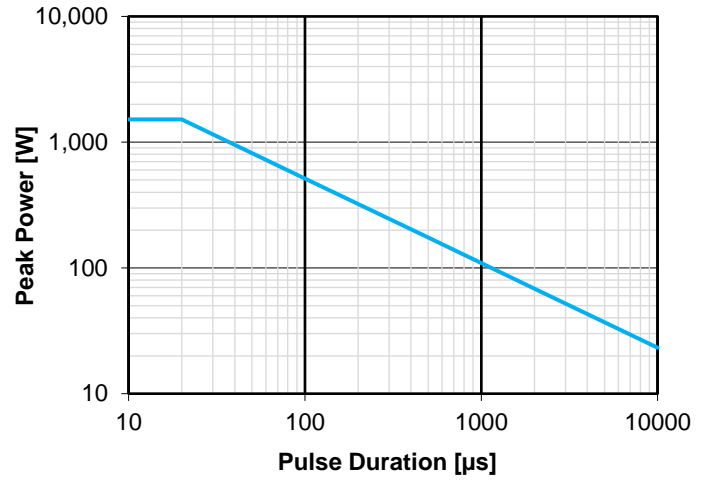
Multilayer Chip Varistor Datasheet

TYPICAL CHARACTERISTICS

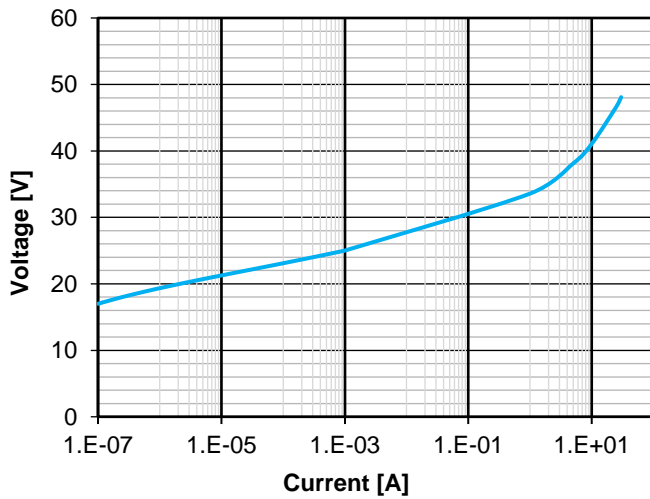
Temperature Derating (Energy, Current, Power)



Power Derating



Voltage / Current



S21

