

VCLD120605A150TB

(1206, 5.6Vdc, 0.1J, 40A, 1200pF, SnPb)

Multilayer Chip Varistor Datasheet

BASIC SPECIFICATION

Case Size [EIA]	1206
Operating Temperature	-55 to +125°C
Grade	General
Termination	SnPb
RoHS	No
MSL Level	1
Packaging	T&R 13in (330mm)
Packaging Qty	10000 pcs



Non
RoHS

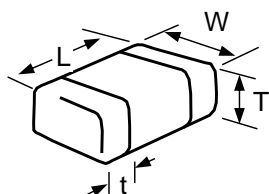


Click for
Online Data

ELECTRICAL CHARACTERISTICS

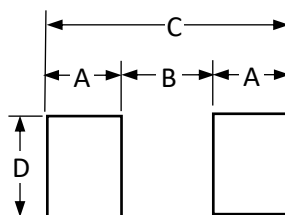
DC Working Voltage	5.6 Vdc
AC Working Voltage	4 Vac
Breakdown Voltage [1mA DC]	8.5±20 V
Clamping Voltage [8x20µs]	18V @ 1A
Max Leakage Current [Vdc, 25°C]	35 µA
Transient Energy [10x1000µs]	0.1 J
Peak Power [10x1000µs]	75 W
Peak Current Rating [8x20µs]	40 A
Typical Capacitance [1kHz, 0.5Vrms, 25°C]	1200 pF
Capacitance Tolerance	+100/-50%

DIMENSIONS



	mm	inches
L	3.20±0.20	0.126±0.008
W	1.60±0.20	0.063±0.008
T	1.02 max	0.040 max
t	0.94 max	0.037 max

SOLDERING PAD



	mm	inches
A	1.02	0.04
B	2.03	0.08
C	4.06	0.16
D	1.65	0.065

HOW TO ORDER

VCLD	1206	05	A	150	T	B
Varistor Chip SnPb	Case Size	Working Voltage	Energy Rating	Clamping Voltage	Packaging	Termination
		05 = 5.6Vdc	A = 0.1J	150 = 18V	D = 7" reel (1,000pcs) R = 7" reel (4,000pcs) T = 13" reel (10,000pcs)	B = SnPb (5% Pb min)

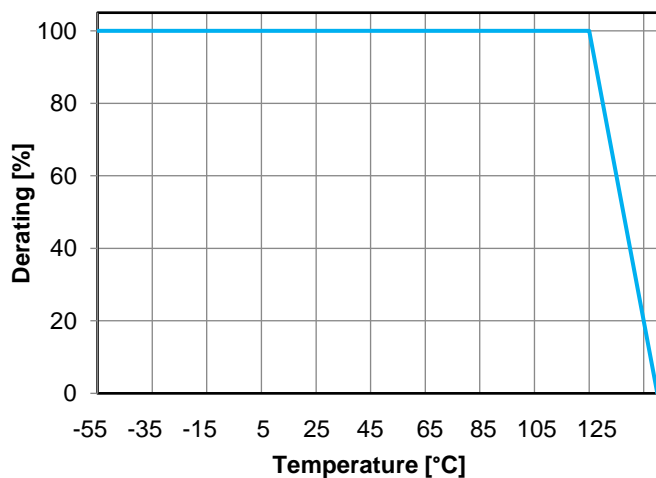
VCLD120605A150TB

(1206, 5.6Vdc, 0.1J, 40A, 1200pF, SnPb)

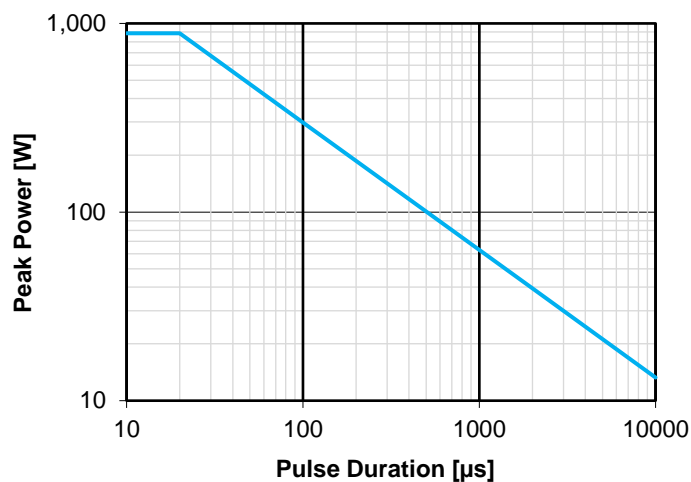
Multilayer Chip Varistor Datasheet

TYPICAL CHARACTERISTICS

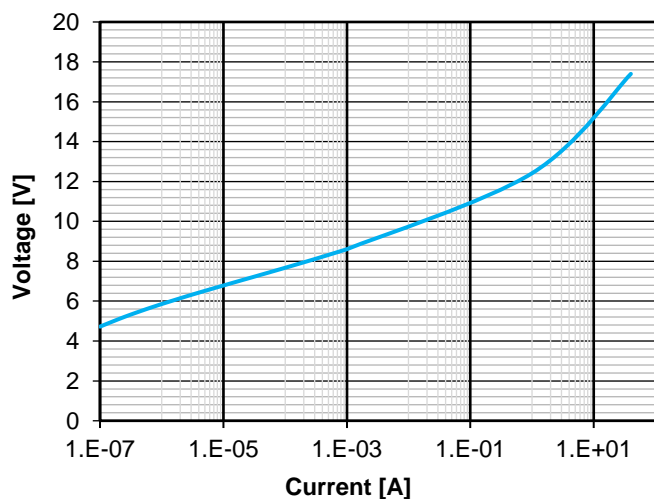
Temperature Derating (Energy, Current, Power)



Power Derating



Voltage / Current



S21

