

# VCLD080518A400TB

(0805, 18Vdc, 0.1J, 30A, 225pF, SnPb)

Multilayer Chip Varistor Datasheet

## BASIC SPECIFICATION

Case Size [EIA]	0805
Operating Temperature	-55 to +125°C
Grade	General
Termination	SnPb
RoHS	No
MSL Level	1
Packaging	T&R 13in (330mm)
Packaging Qty	10000 pcs



Non  
RoHS



Click for  
Online Data

## ELECTRICAL CHARACTERISTICS

DC Working Voltage	18 Vdc
AC Working Voltage	13 Vac
Breakdown Voltage [1mA DC]	25.5±10 V
Clamping Voltage [8x20µs]	42V @ 1A
Max Leakage Current [Vdc, 25°C]	10 µA
Transient Energy [10x1000µs]	0.1 J
Peak Power [10x1000µs]	75 W
Peak Current Rating [8x20µs]	30 A
Typical Capacitance [1kHz, 0.5Vrms, 25°C]	225 pF
Capacitance Tolerance	+100/-50%

## DIMENSIONS



	mm	inches
L	2.01±0.20	0.079±0.008
W	1.25±0.20	0.049±0.008
T	1.02 max	0.040 max
t	0.71 max	0.028 max

## SOLDERING PAD



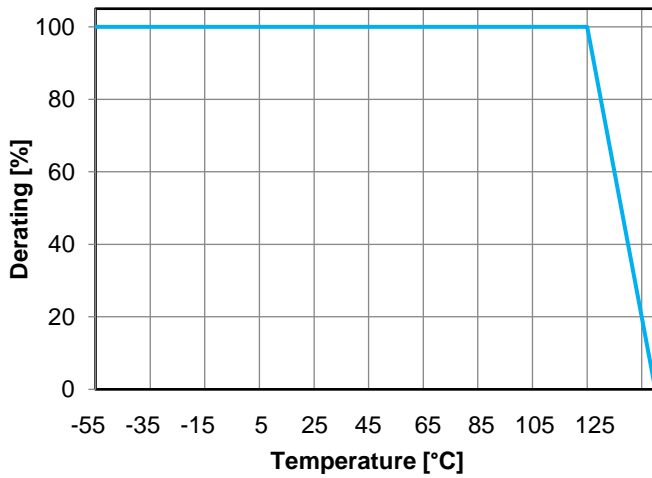
	mm	inches
A	1.02	0.04
B	1.02	0.04
C	3.05	0.12
D	1.27	0.05

## HOW TO ORDER

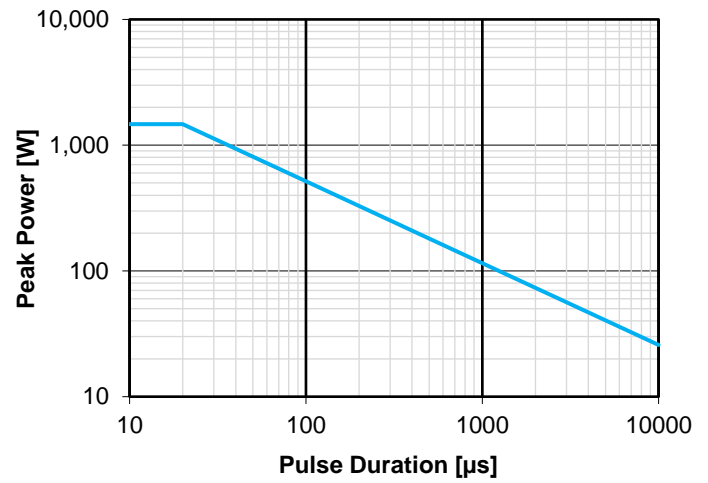
<b>VCLD</b>	<b>0805</b>	<b>18</b>	<b>A</b>	<b>400</b>	<b>T</b>	<b>B</b>
Varistor Chip SnPb	Case Size	Working Voltage	Energy Rating	Clamping Voltage	Packaging	Termination
		18 = 18Vdc	A = 0.1J	400 = 42V	D = 7" reel (1,000pcs) R = 7" reel (4,000pcs) T = 13" reel (10,000pcs)	B = SnPb (5% Pb min)

## TYPICAL CHARACTERISTICS

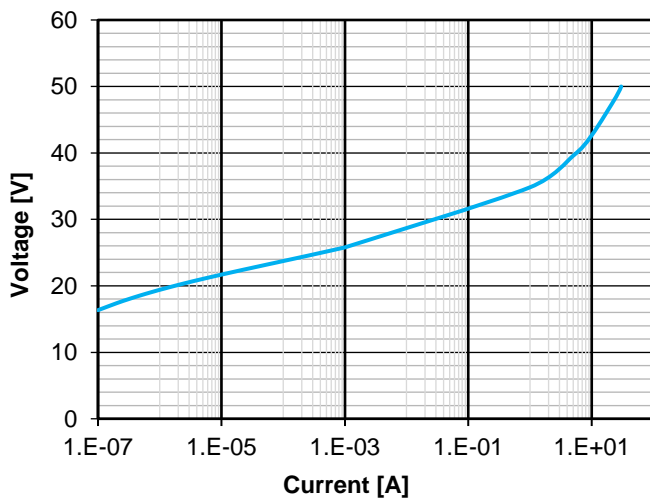
Temperature Derating (Energy, Current, Power)



Power Derating



Voltage / Current



S21

