

# VCLD060326A580RB

(0603, 26Vdc, 0.1J, 30A, 155pF, SnPb)

Multilayer Chip Varistor Datasheet

## BASIC SPECIFICATION

Case Size [EIA]	0603
Operating Temperature	-55 to +125°C
Grade	General
Termination	SnPb
RoHS	No
MSL Level	1
Packaging	T&R 7in (180mm)
Packaging Qty	4000 pcs



Non  
RoHS



Click for  
Online Data

## ELECTRICAL CHARACTERISTICS

DC Working Voltage	26 Vdc
AC Working Voltage	18 Vac
Breakdown Voltage [1mA DC]	34.5±10 V
Clamping Voltage [8x20µs]	60V @ 1A
Max Leakage Current [Vdc, 25°C]	10 µA
Transient Energy [10x1000µs]	0.1 J
Peak Power [10x1000µs]	75 W
Peak Current Rating [8x20µs]	30 A
Typical Capacitance [1kHz, 0.5Vrms, 25°C]	155 pF
Capacitance Tolerance	+100/-50%

## DIMENSIONS



	mm	inches
L	1.60±0.15	0.063±0.006
W	0.80±0.15	0.031±0.006
T	0.9 max	0.035 max
t	0.35±0.15	0.014±0.006

## SOLDERING PAD



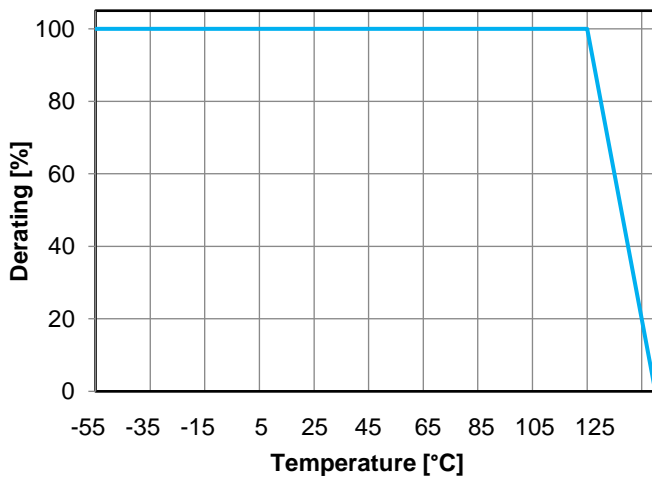
	mm	inches
A	0.89	0.035
B	0.76	0.03
C	2.54	0.1
D	0.76	0.03

## HOW TO ORDER

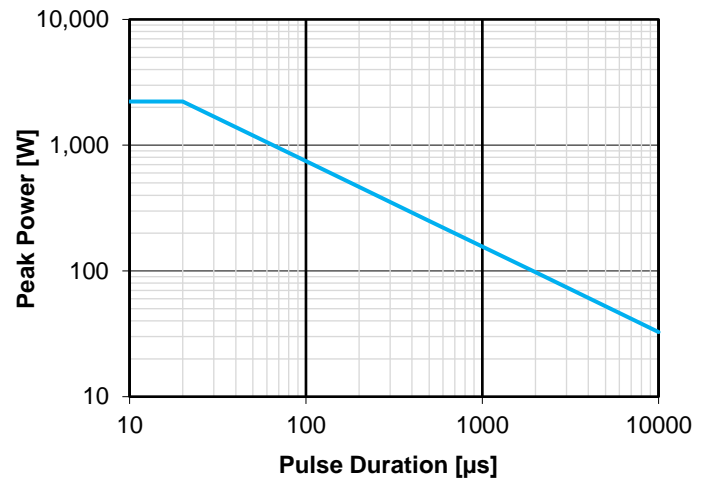
<b>VCLD</b>	<b>0603</b>	<b>26</b>	<b>A</b>	<b>580</b>	<b>R</b>	<b>B</b>
Varistor Chip SnPb	Case Size	Working Voltage	Energy Rating	Clamping Voltage	Packaging	Termination
		26 = 26Vdc	A = 0.1J	580 = 60V	D = 7" reel (1,000pcs) R = 7" reel (4,000pcs) T = 13" reel (10,000pcs)	B = SnPb (5% Pb min)

## TYPICAL CHARACTERISTICS

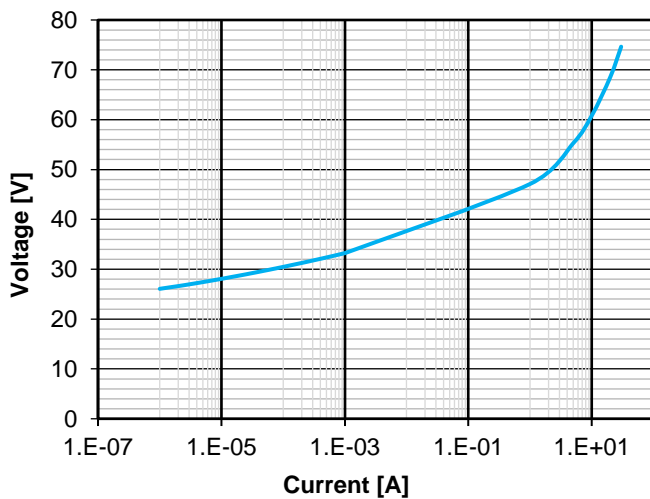
Temperature Derating (Energy, Current, Power)



Power Derating



Voltage / Current



S21

