

VCLD060309A200TB

(0603, 9Vdc, 0.1J, 30A, 550pF, SnPb)

Multilayer Chip Varistor Datasheet

BASIC SPECIFICATION

Case Size [EIA]	0603
Operating Temperature	-55 to +125°C
Grade	General
Termination	SnPb
RoHS	No
MSL Level	1
Packaging	T&R 13in (330mm)
Packaging Qty	10000 pcs



Non
RoHS



Click for
Online Data

ELECTRICAL CHARACTERISTICS

DC Working Voltage	9 Vdc
AC Working Voltage	6.4 Vac
Breakdown Voltage [1mA DC]	12.7±15 V
Clamping Voltage [8x20µs]	22V @ 1A
Max Leakage Current [Vdc, 25°C]	25 µA
Transient Energy [10x1000µs]	0.1 J
Peak Power [10x1000µs]	75 W
Peak Current Rating [8x20µs]	30 A
Typical Capacitance [1kHz, 0.5Vrms, 25°C]	550 pF
Capacitance Tolerance	+100/-50%

DIMENSIONS



	mm	inches
L	1.60±0.15	0.063±0.006
W	0.80±0.15	0.031±0.006
T	0.9 max	0.035 max
t	0.35±0.15	0.014±0.006

SOLDERING PAD



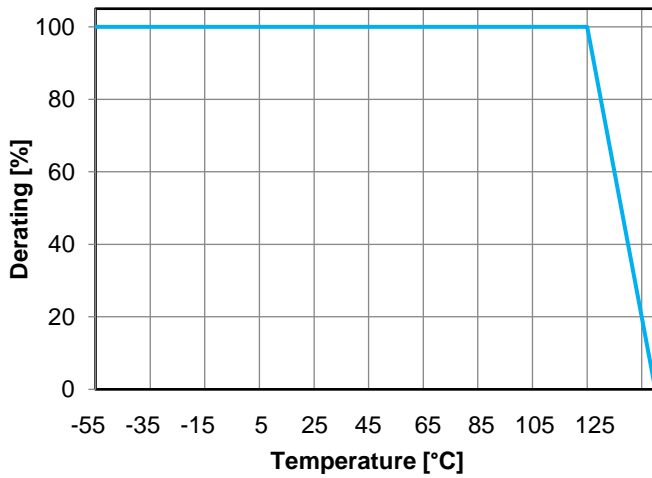
	mm	inches
A	0.89	0.035
B	0.76	0.03
C	2.54	0.1
D	0.76	0.03

HOW TO ORDER

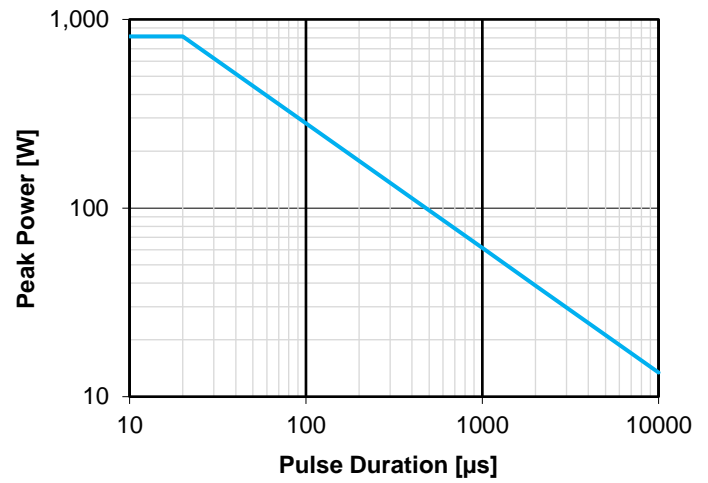
VCLD	0603	09	A	200	T	B
Varistor Chip SnPb	Case Size	Working Voltage	Energy Rating	Clamping Voltage	Packaging	Termination
		09 = 9Vdc	A = 0.1J	200 = 22V	D = 7" reel (1,000pcs) R = 7" reel (4,000pcs) T = 13" reel (10,000pcs)	B = SnPb (5% Pb min)

TYPICAL CHARACTERISTICS

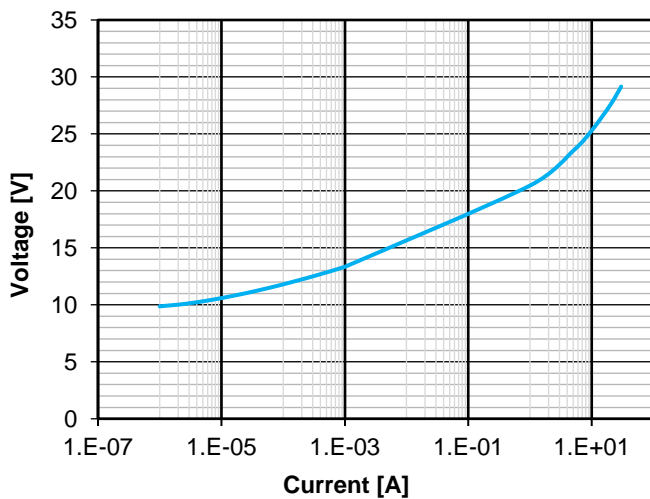
Temperature Derating (Energy, Current, Power)



Power Derating



Voltage / Current



S21

