

VCAS121085S151TP

(1210, 85Vdc, 2J, 250A, 275pF, Sn Term)

Multilayer Chip Varistor Datasheet

BASIC SPECIFICATION

Case Size [EIA]	1210
Operating Temperature	-55 to +125°C
Grade	Automotive
Qualification	AEC-Q200
Termination	Sn
RoHS	Yes
MSL Level	1
Packaging	T&R 13in (330mm)
Packaging Qty	10000 pcs



AEC-Q200
Qualified



RoHS
Compliant



Click for
Online Data

ELECTRICAL CHARACTERISTICS

DC Working Voltage	85 Vdc
AC Working Voltage	60 Vac
Breakdown Voltage [1mA DC]	100.0±10% V
Clamping Voltage [8x20µs]	150V @ 1A
Max Leakage Current [Vdc, 25°C]	35 µA
Transient Energy [10x1000µs]	2 J
Load Dump Energy [x10]	-
Peak Power [10x1000µs]	1500 W
Peak Current Rating [8x20µs]	250 A
Typical Capacitance [1kHz, 0.5Vrms, 25°C]	275 pF
Capacitance Tolerance	+100/-50%
Jump Start Voltage [5min]	48 V
Power Dissipation	0.04 W

DIMENSIONS



	mm	inches
L	3.20±0.20	0.126±0.008
W	2.49±0.20	0.098±0.008
T	1.7 max	0.067 max
t	1.14 max	0.045 max

SOLDERING PAD



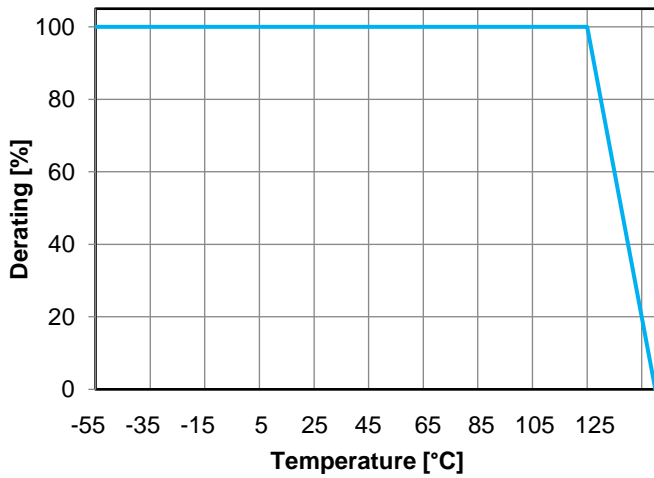
	mm	inches
A	1.02	0.04
B	2.03	0.08
C	4.06	0.16
D	2.54	0.1

HOW TO ORDER

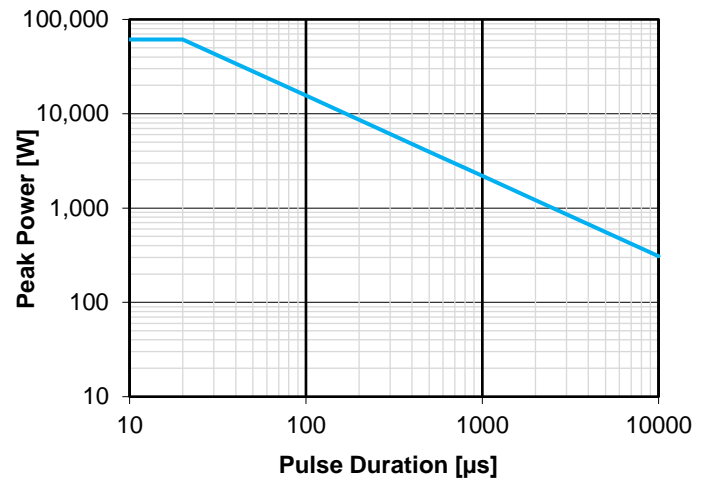
VCAS	1210	85	S	151	T	P
Varistor Chip Automotive	Case Size	Working Voltage	Energy Rating	Clamping Voltage	Packaging	Termination
		85 = 85 Vdc	S = 2J	151 = 150V	D = 7" reel (1,000pcs) R = 7" reel (2,000pcs) T = 13" reel (10,000pcs)	P = Sn

TYPICAL CHARACTERISTICS

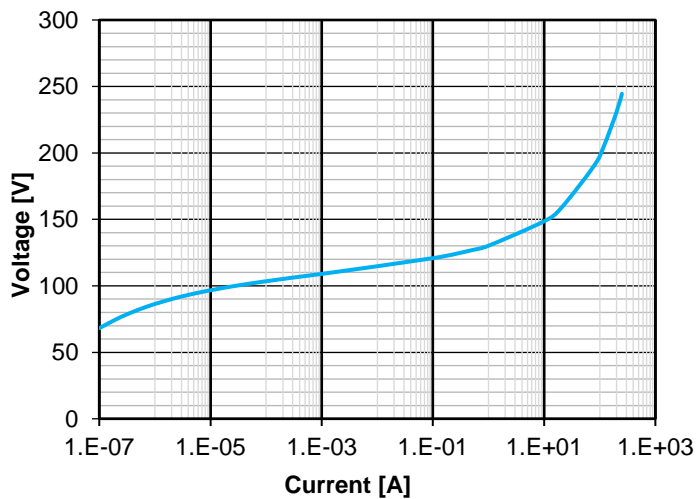
Temperature Derating (Energy, Current, Power)



Power Derating



Voltage / Current



S21

