

VCAS120645K900RP

(1206, 45Vdc, 0.6J, 200A, 260pF, Sn Term)

Multilayer Chip Varistor Datasheet

BASIC SPECIFICATION

Case Size [EIA]	1206
Operating Temperature	-55 to +125°C
Grade	Automotive
Qualification	AEC-Q200
Termination	Sn
RoHS	Yes
MSL Level	1
Packaging	T&R 7in (180mm)
Packaging Qty	2000 pcs



AEC-Q200
Qualified



RoHS
Compliant



Click for
Online Data

ELECTRICAL CHARACTERISTICS

DC Working Voltage	45 Vdc
AC Working Voltage	35 Vac
Breakdown Voltage [1mA DC]	56±10% V
Clamping Voltage [8x20µs]	90V @ 1A
Max Leakage Current [Vdc, 25°C]	25 µA
Transient Energy [10x1000µs]	0.6 J
Load Dump Energy [x10]	-
Peak Power [10x1000µs]	450 W
Peak Current Rating [8x20µs]	200 A
Typical Capacitance [1kHz, 0.5Vrms, 25°C]	260 pF
Capacitance Tolerance	+100/-50%
Jump Start Voltage [5min]	48 V
Power Dissipation	0.012 W

DIMENSIONS



	mm	inches
L	3.20±0.20	0.126±0.008
W	1.60±0.20	0.063±0.008
T	1.7 max	0.067 max
t	0.94 max	0.037 max

SOLDERING PAD



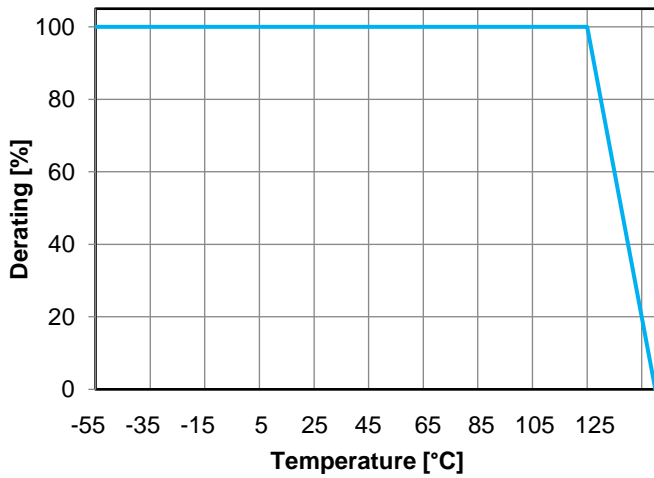
	mm	inches
A	1.02	0.04
B	2.03	0.08
C	4.06	0.16
D	1.65	0.065

HOW TO ORDER

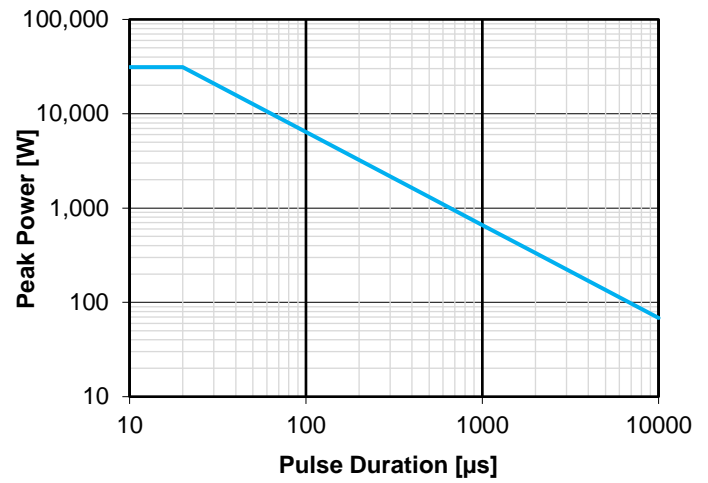
VCAS	1206	45	K	900	R	P
Varistor Chip Automotive	Case Size	Working Voltage	Energy Rating	Clamping Voltage	Packaging	Termination
		45 = 45 Vdc	K = 0.6J	900 = 90V	D = 7" reel (1,000pcs) R = 7" reel (2,000pcs) T = 13" reel (10,000pcs)	P = Sn

TYPICAL CHARACTERISTICS

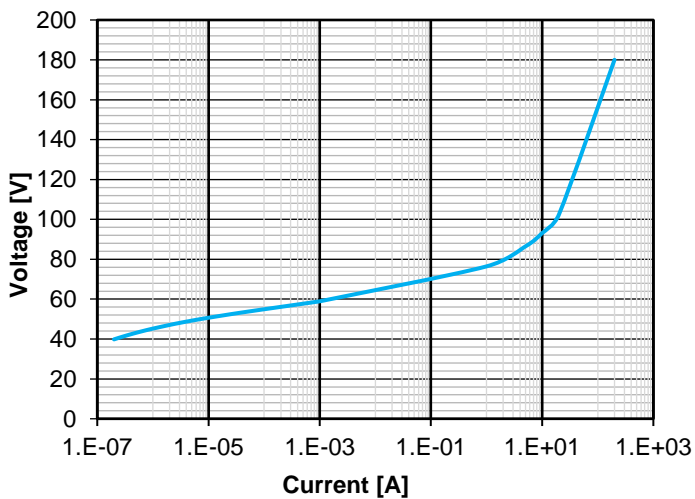
Temperature Derating (Energy, Current, Power)



Power Derating



Voltage / Current



S21

