

VCAS120618D400DP

(1206, 18Vdc, 0.4J, 150A, 900pF, Sn Term)

Multilayer Chip Varistor Datasheet

BASIC SPECIFICATION

Case Size [EIA]	1206
Operating Temperature	-55 to +125°C
Grade	Automotive
Qualification	AEC-Q200
Termination	Sn
RoHS	Yes
MSL Level	1
Packaging	T&R 7in (180mm)
Packaging Qty	4000 pcs



AEC-Q200
Qualified



RoHS
Compliant

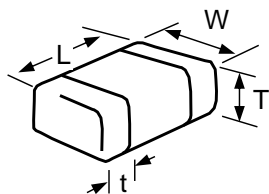


Click for
Online Data

ELECTRICAL CHARACTERISTICS

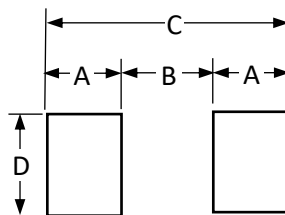
DC Working Voltage	18 Vdc
AC Working Voltage	13 Vac
Breakdown Voltage [1mA DC]	25.5±10% V
Clamping Voltage [8x20µs]	42V @ 1A
Max Leakage Current [Vdc, 25°C]	10 µA
Transient Energy [10x1000µs]	0.4 J
Load Dump Energy [x10]	1.5 J
Peak Power [10x1000µs]	300 W
Peak Current Rating [8x20µs]	150 A
Typical Capacitance [1kHz, 0.5Vrms, 25°C]	900 pF
Capacitance Tolerance	+100/-50%
Jump Start Voltage [5min]	27.5 V
Power Dissipation	0.008 W

DIMENSIONS



	mm	inches
L	3.20±0.20	0.126±0.008
W	1.60±0.20	0.063±0.008
T	1.02 max	0.040 max
t	0.94 max	0.037 max

SOLDERING PAD



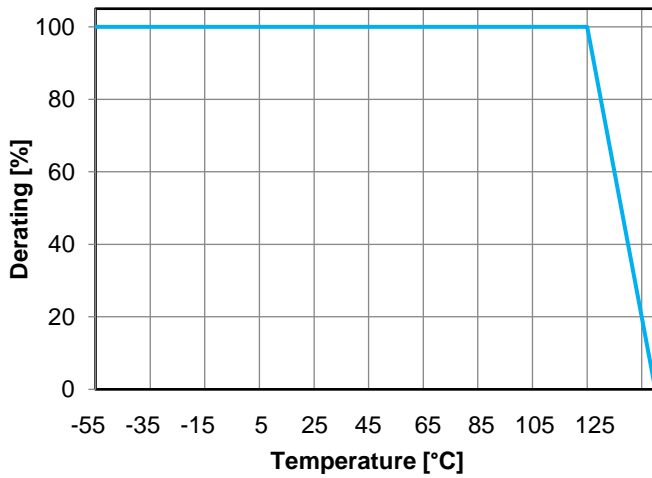
	mm	inches
A	1.02	0.04
B	2.03	0.08
C	4.06	0.16
D	1.65	0.065

HOW TO ORDER

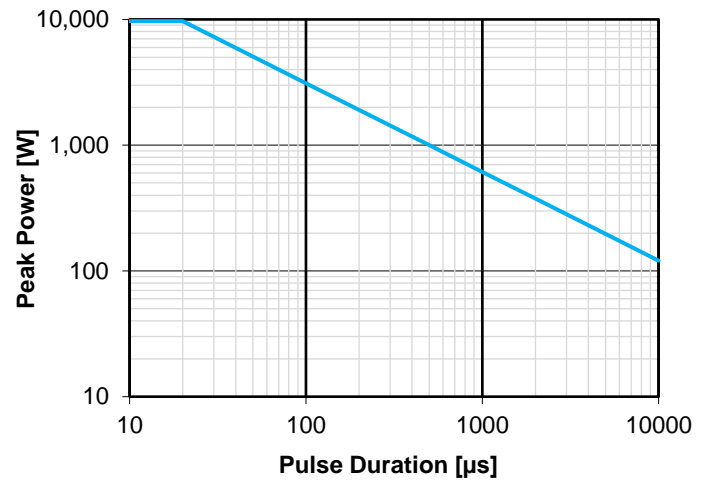
VCAS	1206	18	D	400	D	P
Varistor Chip Automotive	Case Size	Working Voltage	Energy Rating	Clamping Voltage	Packaging	Termination
		18 = 18 Vdc	D = 0.4J	400 = 42V	D = 7" reel (1,000pcs) R = 7" reel (4,000pcs) T = 13" reel (10,000pcs)	P = Sn

TYPICAL CHARACTERISTICS

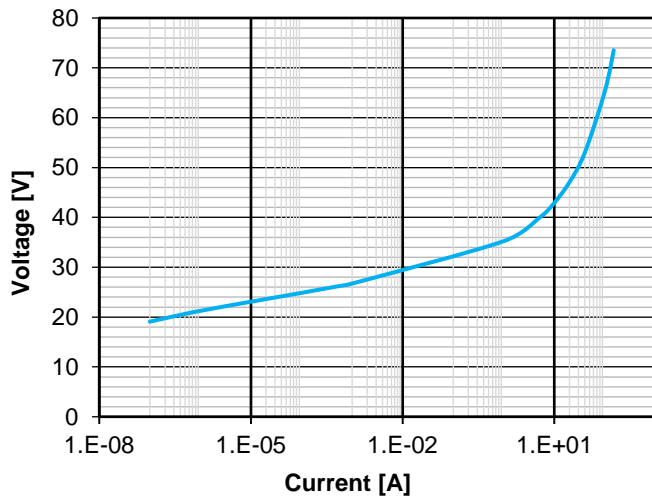
Temperature Derating (Energy, Current, Power)



Power Derating



Voltage / Current



S21

