

# VCAS080530A650TP

(0805, 30Vdc, 0.1J, 30A, 90pF, Sn Term)

Multilayer Chip Varistor Datasheet

## BASIC SPECIFICATION

Case Size [EIA]	0805
Operating Temperature	-55 to +125°C
Grade	Automotive
Qualification	AEC-Q200
Termination	Sn
RoHS	Yes
MSL Level	1
Packaging	T&R 13in (330mm)
Packaging Qty	10000 pcs



AEC-Q200  
Qualified



RoHS  
Compliant

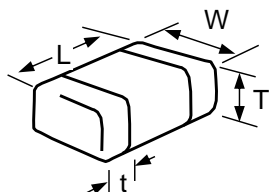


Click for  
Online Data

## ELECTRICAL CHARACTERISTICS

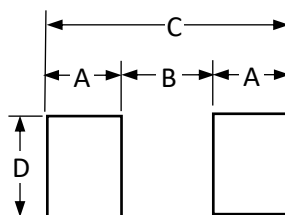
DC Working Voltage	30 Vdc
AC Working Voltage	21 Vac
Breakdown Voltage [1mA DC]	41.0±10% V
Clamping Voltage [8x20µs]	67V @ 1A
Max Leakage Current [Vdc, 25°C]	10 µA
Transient Energy [10x1000µs]	0.1 J
Load Dump Energy [x10]	0.15 J
Peak Power [10x1000µs]	75 W
Peak Current Rating [8x20µs]	30 A
Typical Capacitance [1MHz, 0.5Vrms, 25°C]	90 pF
Capacitance Tolerance	+100/-50%
Jump Start Voltage [5min]	29 V
Power Dissipation	0.002 W

## DIMENSIONS



	mm	inches
L	2.01±0.20	0.079±0.008
W	1.25±0.20	0.049±0.008
T	1.02 max	0.040 max
t	0.71 max	0.028 max

## SOLDERING PAD



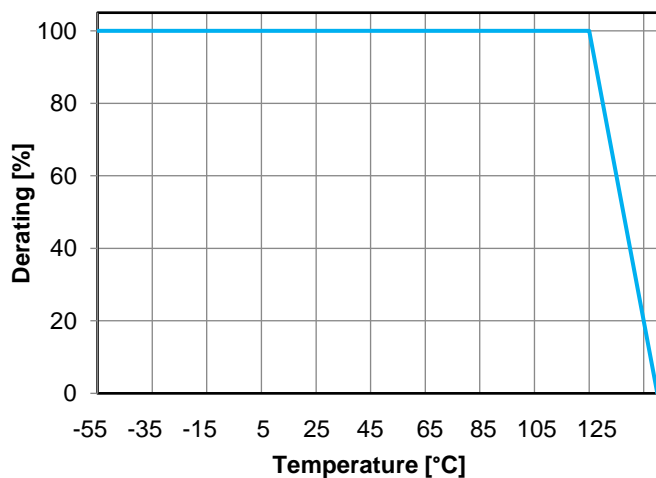
	mm	inches
A	1.02	0.04
B	1.02	0.04
C	3.05	0.12
D	1.27	0.05

## HOW TO ORDER

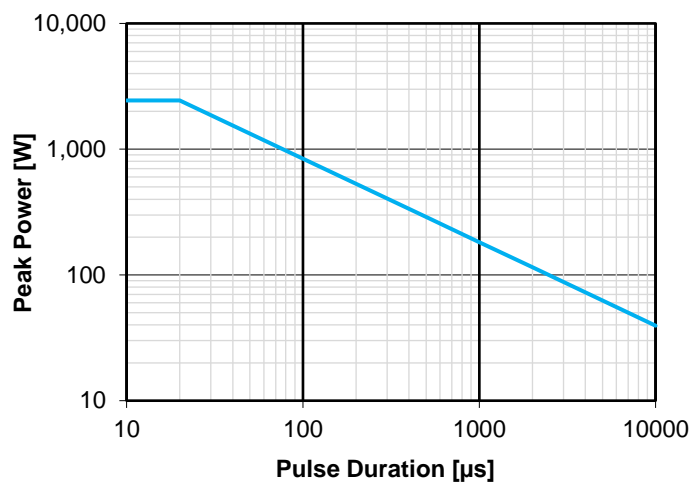
<b>VCAS</b>	<b>0805</b>	<b>30</b>	<b>A</b>	<b>650</b>	<b>T</b>	<b>P</b>
Varistor Chip Automotive	Case Size	Working Voltage	Energy Rating	Clamping Voltage	Packaging	Termination
		30 = 30 Vdc	A = 0.1J	650 = 67V	D = 7" reel (1,000pcs) R = 7" reel (4,000pcs) T = 13" reel (10,000pcs)	P = Sn

## TYPICAL CHARACTERISTICS

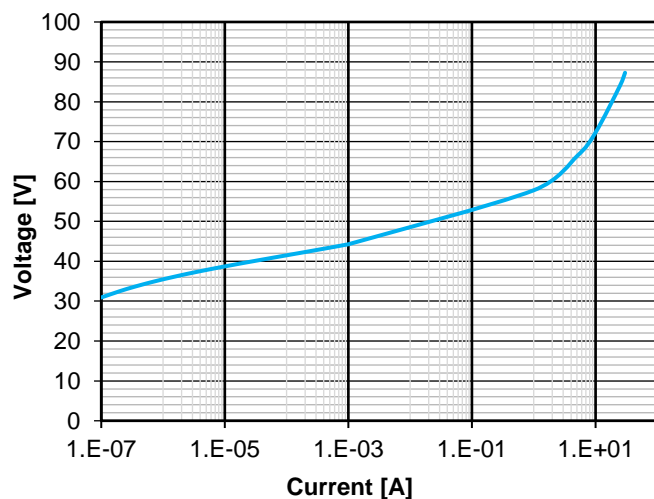
Temperature Derating (Energy, Current, Power)



Power Derating



Voltage / Current



S21

