

VCAS080503A140TP

(0805, 3.3Vdc, 0.1J, 40A, 1000pF, Sn Term)

Multilayer Chip Varistor Datasheet

BASIC SPECIFICATION

Case Size [EIA]	0805
Operating Temperature	-55 to +125°C
Grade	Automotive
Qualification	AEC-Q200
Termination	Sn
RoHS	Yes
MSL Level	1
Packaging	T&R 13in (330mm)
Packaging Qty	10000 pcs



AEC-Q200
Qualified



RoHS
Compliant



Click for
Online Data

ELECTRICAL CHARACTERISTICS

DC Working Voltage	3.3 Vdc
AC Working Voltage	2.3 Vac
Breakdown Voltage [1mA DC]	6.0±20% V
Clamping Voltage [8x20µs]	14V @ 1A
Max Leakage Current [Vdc, 25°C]	50 µA
Transient Energy [10x1000µs]	0.1 J
Load Dump Energy [x10]	-
Peak Power [10x1000µs]	75 W
Peak Current Rating [8x20µs]	40 A
Typical Capacitance [1kHz, 0.5Vrms, 25°C]	1000 pF
Capacitance Tolerance	+100/-50%
Jump Start Voltage [5min]	-
Power Dissipation	0.002 W

DIMENSIONS



	mm	inches
L	2.01±0.20	0.079±0.008
W	1.25±0.20	0.049±0.008
T	1.02 max	0.040 max
t	0.71 max	0.028 max

SOLDERING PAD



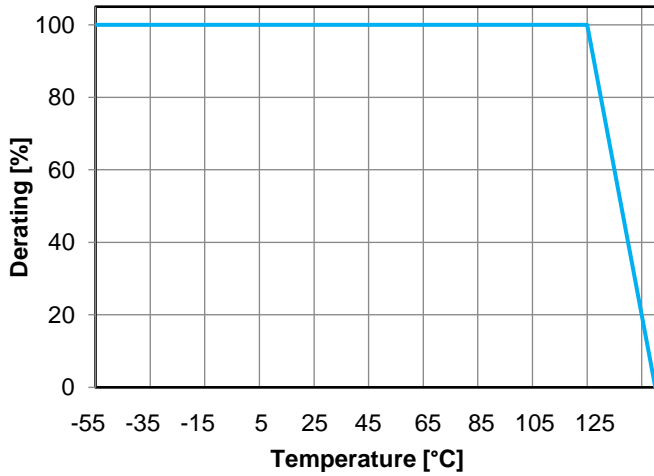
	mm	inches
A	1.02	0.04
B	1.02	0.04
C	3.05	0.12
D	1.27	0.05

HOW TO ORDER

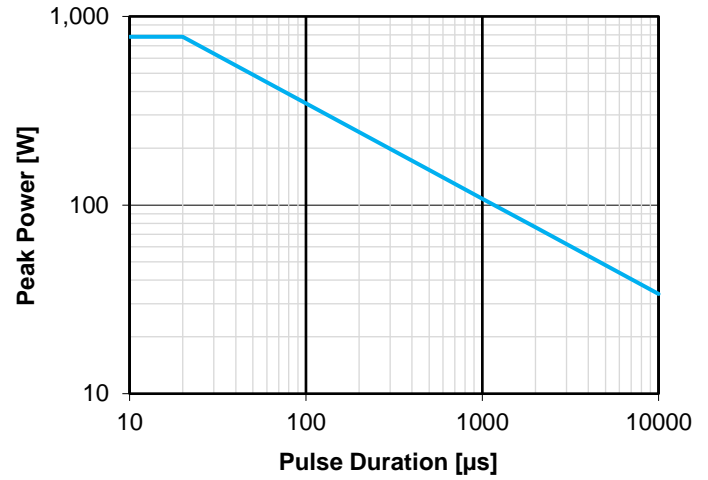
VCAS	0805	03	A	140	T	P
Varistor Chip Automotive	Case Size	Working Voltage	Energy Rating	Clamping Voltage	Packaging	Termination
		03 = 3.3 Vdc	A = 0.1J	140 = 14V	D = 7" reel (1,000pcs) R = 7" reel (4,000pcs) T = 13" reel (10,000pcs)	P = Sn

TYPICAL CHARACTERISTICS

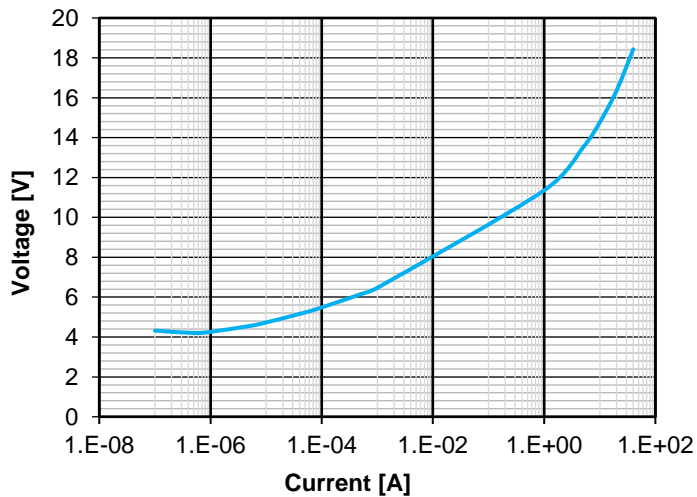
Temperature Derating (Energy, Current, Power)



Power Derating



Voltage / Current



S21

