


Low Capacitance Communication Bus Varistors

for Automotive, Industrial and General applications



AEC-Q200
Qualified

Low Capacitance Communication Bus Varistors are designed for bi-directional transient voltage protection of communication bus, data lines and other capacitance sensitive applications with the advantage of EMI/RFI attenuation in the off state. Advantages include larger in-rush current capability compared to diodes, low loss/low signal distortion, very fast turn-on time, multiple strikes capabilities and EMI/RFI attenuation in single component.

Electrical Characteristics

Operating Temperature

-55 to +125°C

Case Size	V _W (DC)	V _W (AC)	V _B	V _C	I _{VC}	I _L	E _T	PP	I _P	Cap	Cap Tol	V _{JUMP}	P _{DISS}
EIA	Vdc	Vac	V	V	A	μA	J	W	A	pF	-	V (5min)	W
0402	18	14	26	45	1	5	0.02	15	4	17	Max	27.5	0.004

V_W(DC) DC Working Voltage [V]

V_W(AC) AC Working Voltage [V]

V_B Typical Breakdown Voltage [V @ 1mA_{DC}]

V_C Clamping Voltage [V @ I_{VC}]

I_{VC} Test Current for V_C [A, 8x20μs]

I_L Maximum leakage current at the working voltage [μA]

E_t Transient Energy Rating [J, 10x1000μs]

PP Peak Power Rating [W, 10x1000μs]

I_P Peak Current Rating [A, 8x20μs]

Cap Typical capacitance [pF] @1MHz and 0.5VRMS

Cap tol Capacitance tolerance from typical value

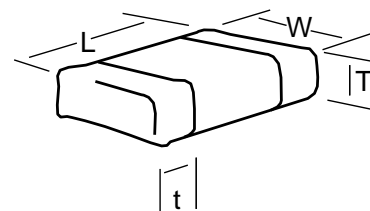
V_{JUMP} Jump start voltage [V, 5min]

P_{DISS} Max Power Dissipation [W]

Dimensions

Size (EIA)	Length (L)	Width (W)	Thickness (T)	Terminal (t)
0402	1.00±0.10	0.50±0.10	0.6 max	0.25±0.15
	(0.040±0.004)	(0.020±0.004)	(0.024 max)	(0.010±0.006)

mm (inches)



Termination

Ni barrier/100% Sn plated termination for lead free soldering.



RoHS
COMPLIANT

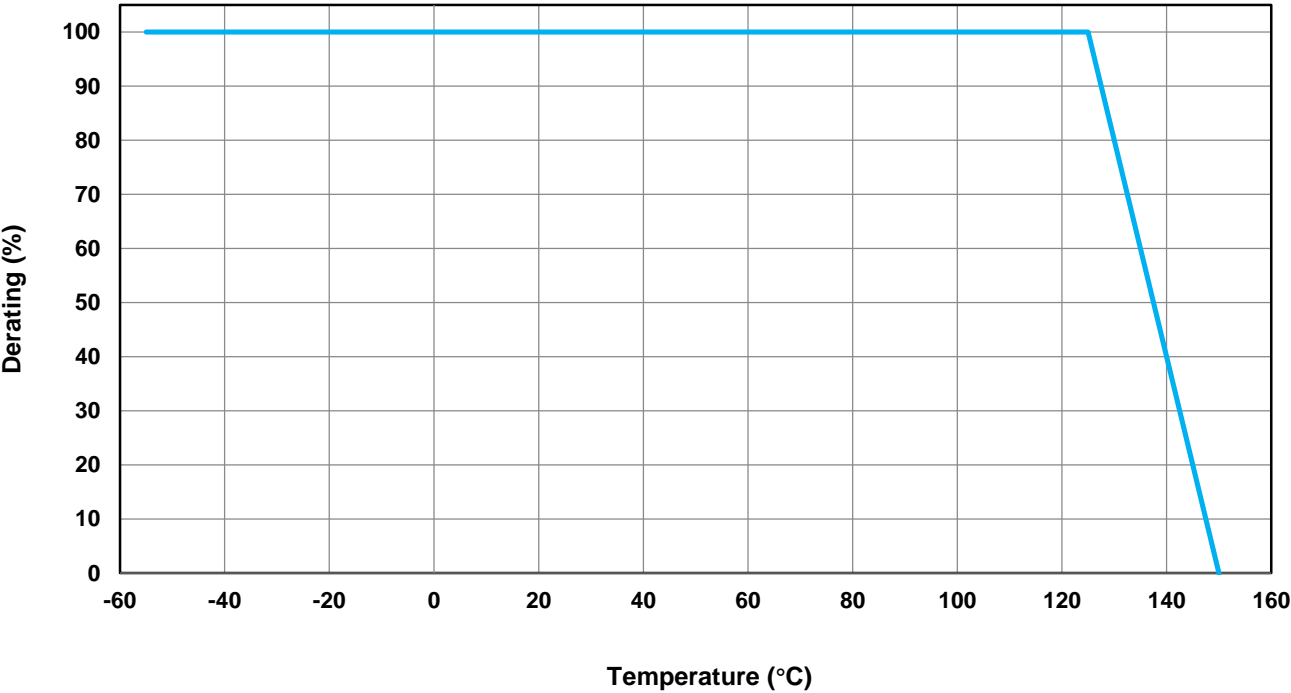
MSL 1

Pb Free 260°C

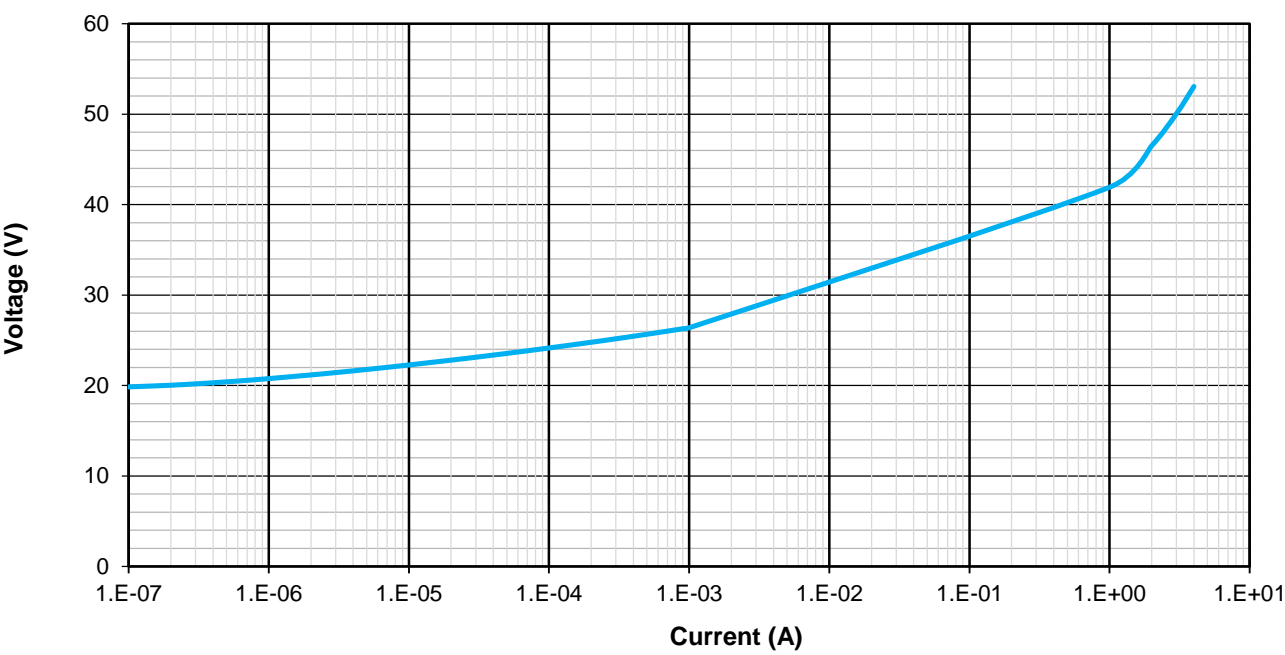
How to order (Packaging options)

CAN	0005	W	P
Style	Case Size	Packaging	Termination
	0005 = 0402	W = 7" reel (10,000pcs)	P = Ni/Sn

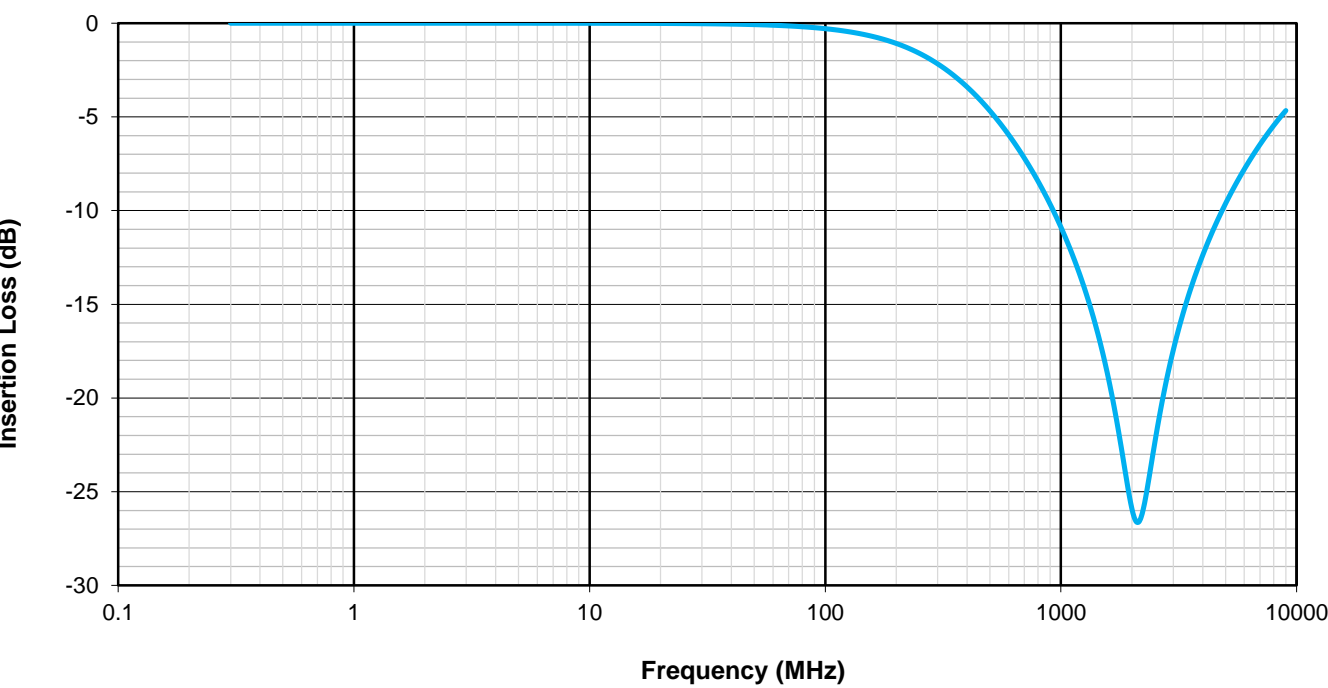
Typical Energy Derating Curve (Transient Energy, Peak Current, Power)



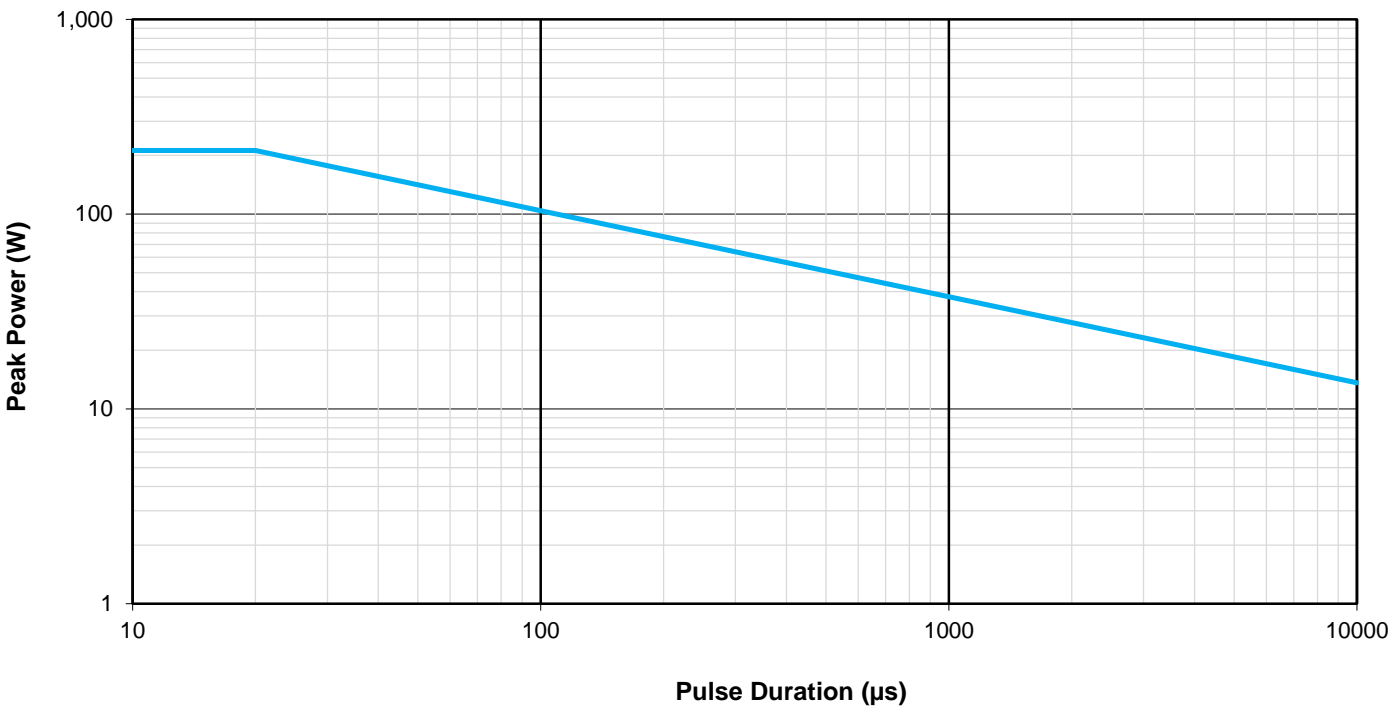
Voltage / Current Characteristics



S21 Characteristics



Power Derating



NOTICE: Specifications are subject to change without notice. All statements, information and data given herein are beleived to be accurate and reliable, but are presented without guarantee or responsibility of any kind, expressed or implied. Specifications are typical and may not apply to all applications.