

CANATL07RP

(0603, 32Vdc, 0.05J, 5A, 15pF, Sn Term)

Multilayer Chip Varistor Datasheet

BASIC SPECIFICATION

Case Size [EIA]	0603
Operating Temperature	-55 to +150°C
Grade	Automotive & General
Qualification	AEC-Q200
Termination	Sn
RoHS	Yes
MSL Level	1
Packaging	T&R 7in (180mm)
Packaging Qty	4000 pcs



AEC-Q200
Qualified



RoHS
Compliant

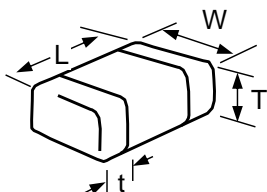


Click for
Online Data

ELECTRICAL CHARACTERISTICS

DC Working Voltage	32 Vdc
AC Working Voltage	25 Vac
Breakdown Voltage [1mA DC]	61 V
Clamping Voltage [8x20μs]	120V @ 1A
Max Leakage Current [Vdc, 25°C]	1 μA
Transient Energy [10x1000μs]	0.05 J
Peak Power [10x1000μs]	11 W
Peak Current Rating [8x20μs]	4 A
Typical Capacitance [1MHz, 0.5Vrms, 25°C]	22 pF
Capacitance Tolerance	Max
Jump Start Voltage [5min]	27.5 V
Power Dissipation	0.003 W

DIMENSIONS



	mm	inches
L	1.60±0.15	0.063±0.006
W	0.80±0.15	0.031±0.006
T	0.9 max	0.035 max
t	0.35±0.15	0.014±0.006

SOLDERING PAD



	mm	inches
A	0.89	0.035
B	0.76	0.03
C	2.54	0.1
D	0.76	0.03

HOW TO ORDER

CANATL

Communication
Bus 150°C
Low Leakage

07

Case Size

07 = 0603

R

Packaging

D = 7" reel (1,000pcs)
R = 7" reel (4,000pcs)
T = 13" reel (10,000pcs)

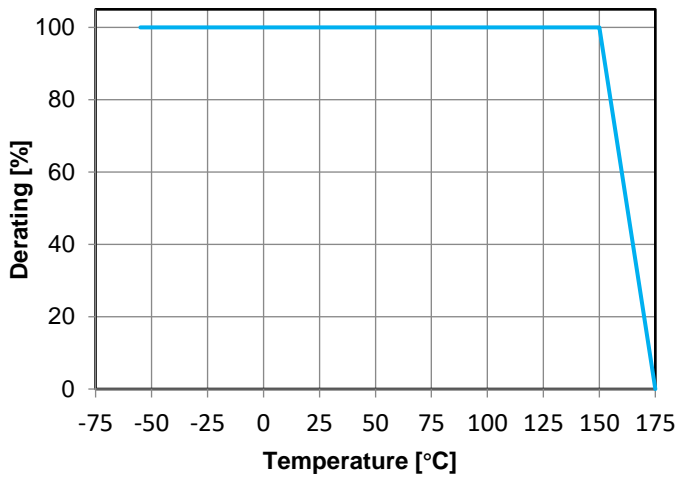
P

Termination

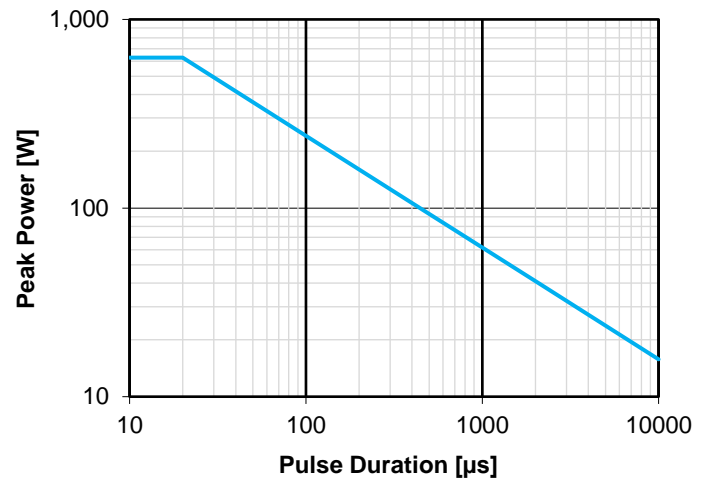
P = Sn

TYPICAL CHARACTERISTICS

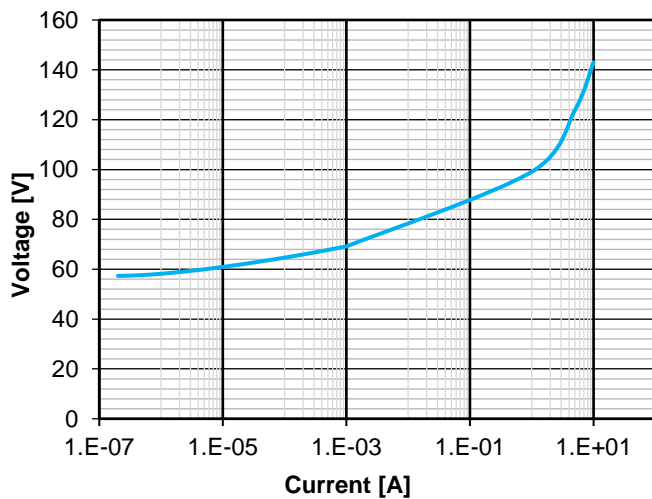
Temperature Derating (Energy, Current, Power)



Power Derating



Voltage / Current



S21

