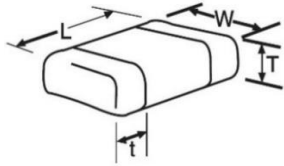


## Dimensions

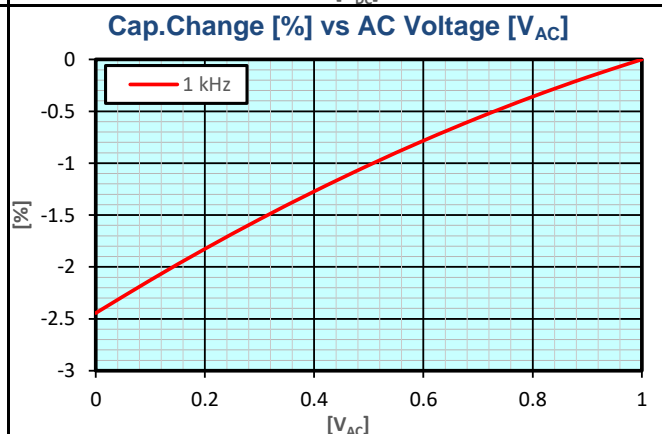
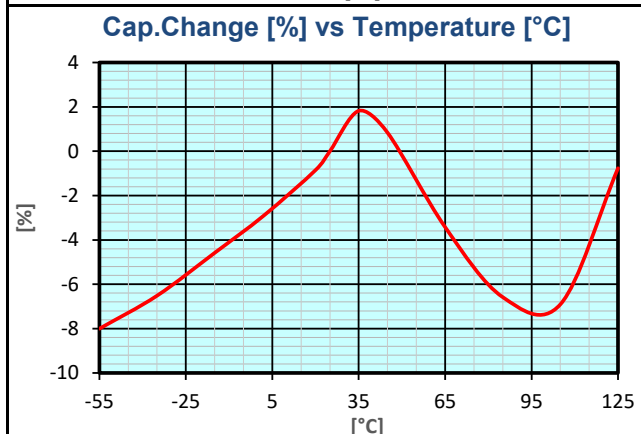
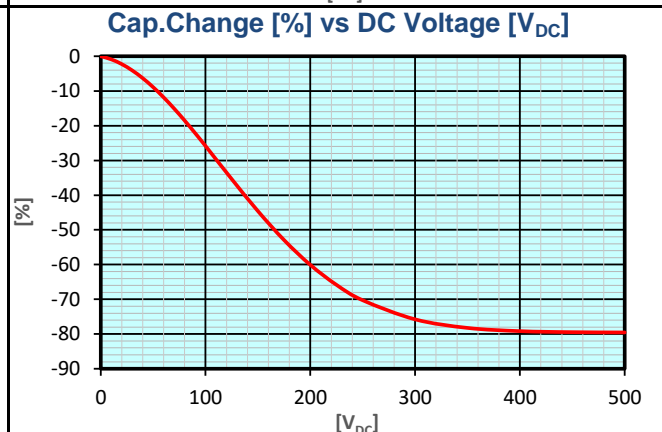
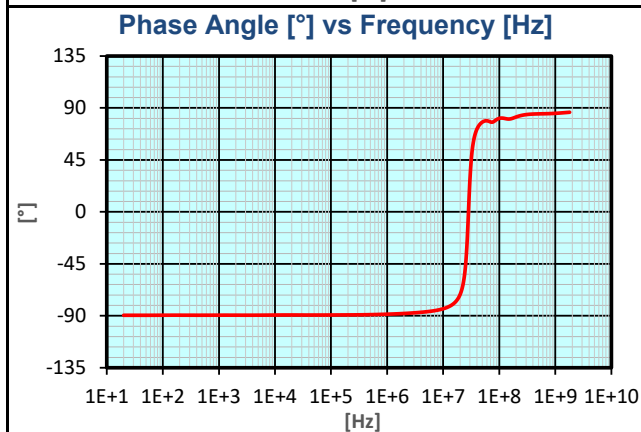
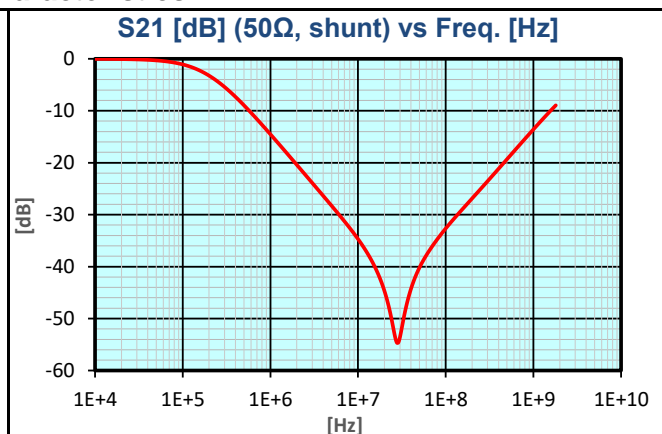
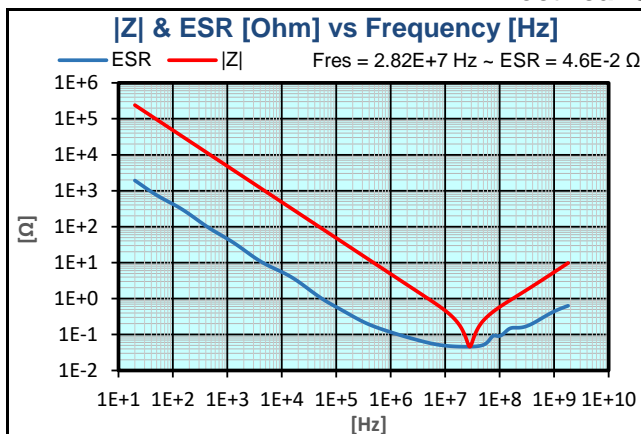


	millimetres	inches
L	3.2 ± 0.2	0.126 ± 0.008
W	1.6 ± 0.2	0.063 ± 0.008
T max.	1.8	0.071
t	0.5 ± 0.25	0.02 ± 0.01

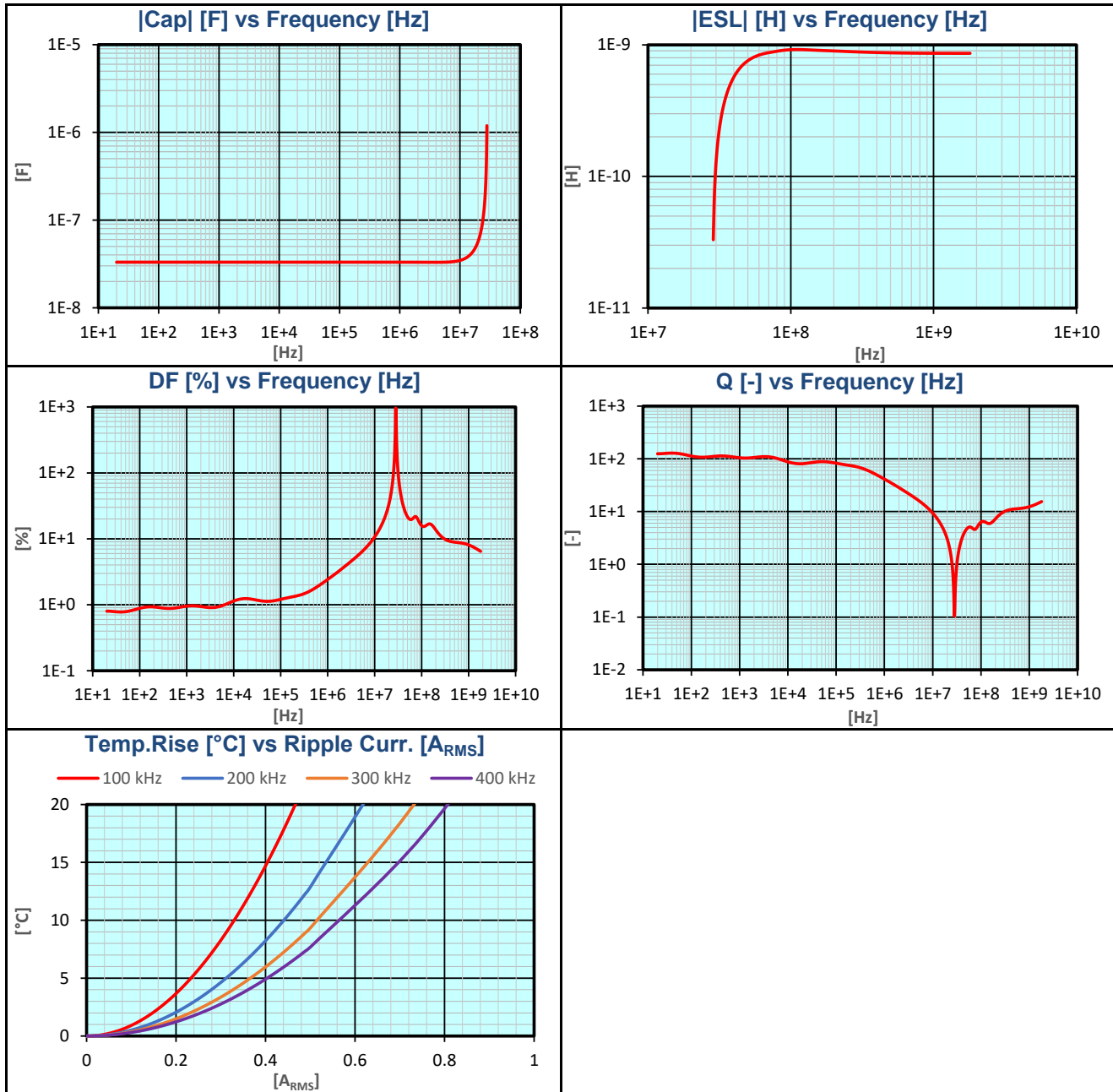
## Basic Specifications

Item	Unit	Spec.	Conditions
Capacitance	nF	26.4 to 39.6	@ 1 kHz, 1 Vrms
DF	%	10 max.	@ 1 kHz, 1 Vrms
IR	GΩ	30.3 min.	@ 500 Vdc, t = 120 s
DWV	Vdc	1250	@ I ≤ 50mA, t ≤ 5 s
Operating Temperature		-55°C to +125°C	
Dielectric		X7R	
Product Level		General	
RoHS Compliant		Yes	
Termination		Sn	

## Electrical Characteristics



## Electrical Characteristics



# KGM31AR72H333MU Datasheet



(1206 500 V X7R 33nF ±20%)

## Part Number Information

K	G	M	21	C	R5	1E	103	K	T	###
Symbol:	Product Level:	Requirement:	Size:	Thickness:	Dielectric:	Voltage:	Capacitance:	Tolerance:	Packing:	Optional:
KAVX	G General	M Standard	Code: EIA:	See catalog	CG C0G	Multiplier: Base:	(2 significant digits + no of zeros)	A ± 0.05 pF B ± 0.1 pF C ± 0.25 pF D ± 0.5 pF F ± 1 % G ± 2 % J ± 5 % K ± 10 % M ± 20 %	H T U Y V M L N K S	See catalog for optional codes
	A Automotive (AEC-Q200)	U Hi-Q (Special function) E ESD (Special function)	02 01005 03 0201	for list of codes	R5 X5R S6 X6S	0 1x A 1 1 10x N 1.5				
	M Medical	L Low Inductance reverse Geometry A Low Inductance LGA F Flexitem (Special function/structure) S Flexisafe (Special function/structure) G Gold Termination (Special Structure) C IDC (Special structure) Q Ultra Low ESR	05 0402 15 0603 21 0805 31 1206 32 1210 42 1808 43 1812 44 1825 55 2220 56 2225 91 3640		T6 X6T R7 X7R S7 X7S T7 X7T R8 X8R L8 X8L G8 X8G V5 Y5V	2 100x D 2 3 1000x E 2.5 U 3 V 3.5 G 4 H 5 J 6.3	Examples: 100 = 10 pF 102 = 1000 pF 224 = 220 nF 105 = 1 µF			
						Example: 1E = 25V (10 x 2.5)			X Waffle pack	
<b>Note:</b> * See catalog for more information.										

**NOTICE:** Specifications are subject to change without notice. All statements, information and data given herein are believed to be accurate and reliable, but are presented without guarantee or responsibility of any kind, expressed or implied. Specifications are typical and may not apply to all applications.