

(0201 25 V X7R 470pF  $\pm 5\%$ )

## Dimensions

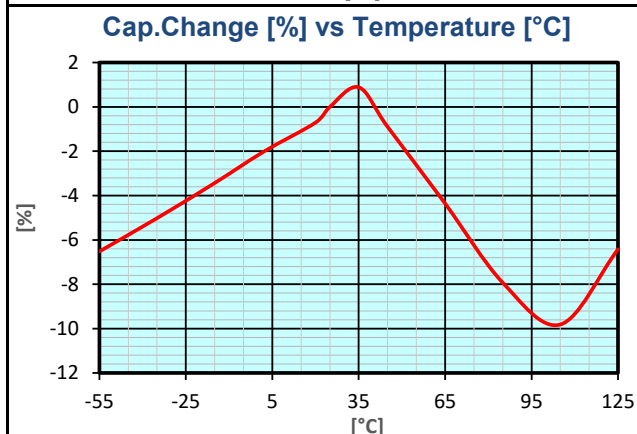
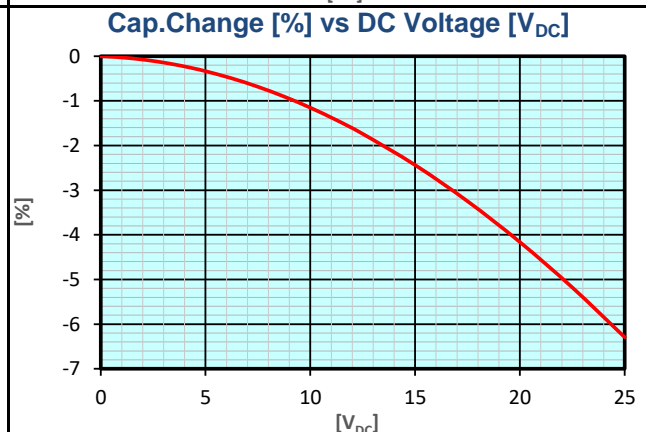
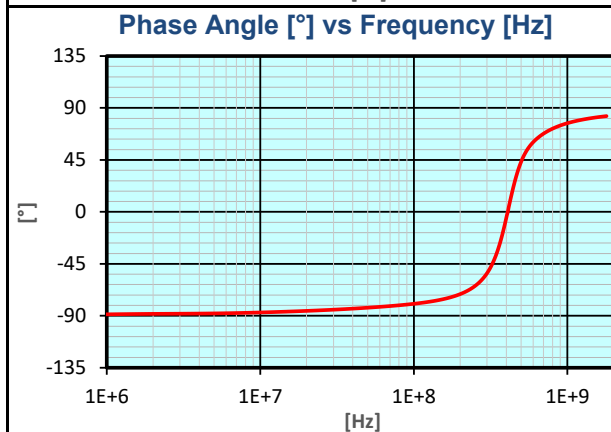
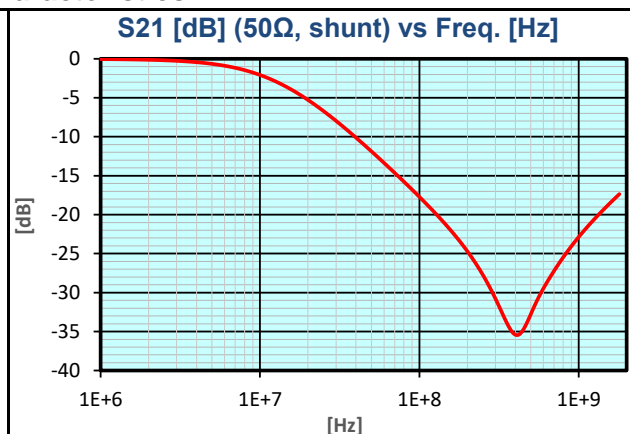
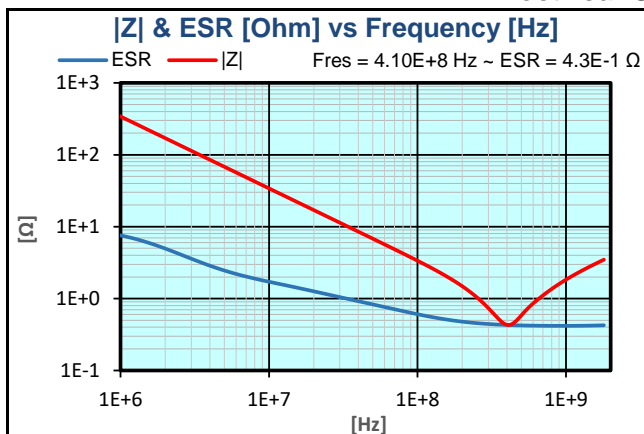


	millimetres	inches
L	$0.6 \pm 0.03$	$0.024 \pm 0.001$
W	$0.3 \pm 0.03$	$0.012 \pm 0.001$
T max.	0.33	0.013
t	$0.15 \pm 0.05$	$0.006 \pm 0.002$

## Basic Specifications

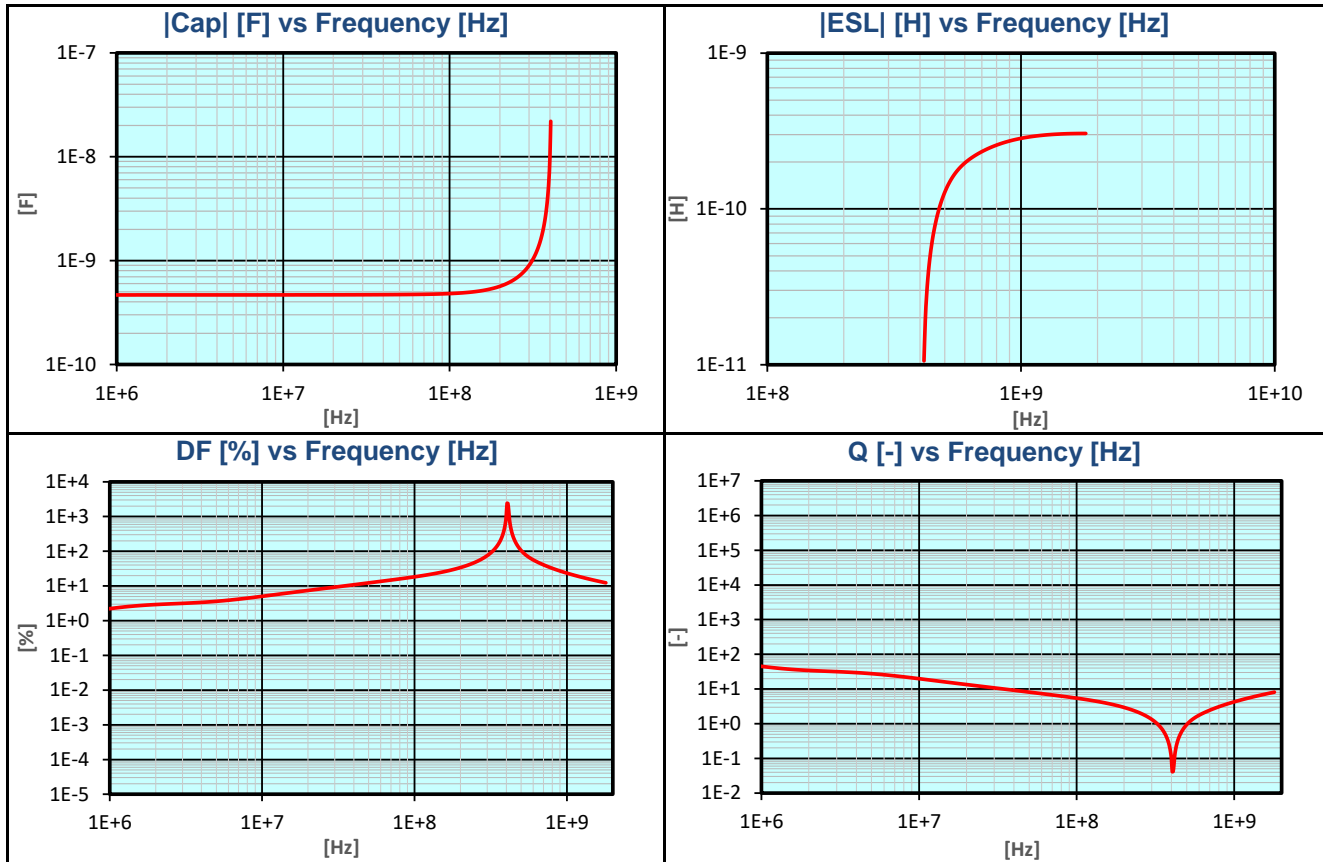
Item	Unit	Spec.	Conditions
Capacitance	pF	446.5 to 493.5	@ 1 kHz, 1 Vrms
DF	%	12.5 max.	@ 1 kHz, 1 Vrms
IR	GΩ	100 min.	@ 25 Vdc, t = 120 s
DWV	Vdc	62.5	@ I ≤ 50mA, t ≤ 5 s
Operating Temperature		-55°C to +125°C	
Dielectric		X7R	
Product Level		General	
RoHS Compliant		Yes	
Termination		Sn	

## Electrical Characteristics



(0201 25 V X7R 470pF  $\pm 5\%$ )

## Electrical Characteristics



# KGM03AR71E471JH Datasheet



(0201 25 V X7R 470pF ±5%)

## Part Number Information

K	G	M	21	C	R5	1E	103	K	T	###
Symbol:	Product Level:	Requirement:	Size:	Thickness:	Dielectric:	Voltage:	Capacitance:	Tolerance:	Packing:	Optional:
KAVX	G General A Automotive (AEC-Q200) M Medical	M Standard U Hi-Q (Special function) E ESD (Special function) L Low Inductance reverse Geometry A Low Inductance LGA F Flexitem (Special function/structure) S Flexisafe (Special function/structure) G Gold Termination (Special Structure) C IDC (Special structure) Q Ultra Low ESR	Code: EIA: 02 01005 03 0201 05 0402 15 0603 21 0805 31 1206 32 1210 42 1808 43 1812 44 1825 55 2220 56 2225 91 3640	See catalog for list of codes	CG C0G R5 X5R S6 X6S T6 X6T R7 X7R S7 X7S T7 X7T R8 X8R L8 X8L G8 X8G V5 Y5V	Multiplier: Base: 0 1x A 1 1 10x N 1.5 2 100x D 2 3 1000x E 2.5 U 3 V 3.5 G 4 H 5 J 6.3	(2 significant digits + no of zeros)  Examples: 100 = 10 pF 102 = 1000 pF 224 = 220 nF 105 = 1 μF	A ± 0.05 pF B ± 0.1 pF C ± 0.25 pF D ± 0.5 pF F ± 1 % G ± 2 % J ± 5 % K ± 10 % M ± 20 %	H T U Y V M L N K S X	See catalog for optional codes  Φ 180 (7 inch)*  Φ 330 (13 inch)*  Waffle pack
<b>Note:</b> * See catalog for more information.										

**NOTICE:** Specifications are subject to change without notice. All statements, information and data given herein are believed to be accurate and reliable, but are presented without guarantee or responsibility of any kind, expressed or implied. Specifications are typical and may not apply to all applications.