

KGF21BR72A123MT Datasheet

(0805 100 V X7R 12nF $\pm 20\%$ FLEXITERM®)

To download data and simulation models visit: **SpiCAT** ONLINE TOOL



Dimensions

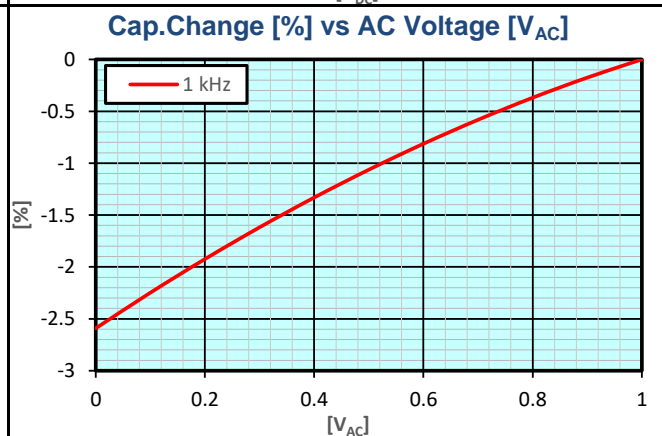
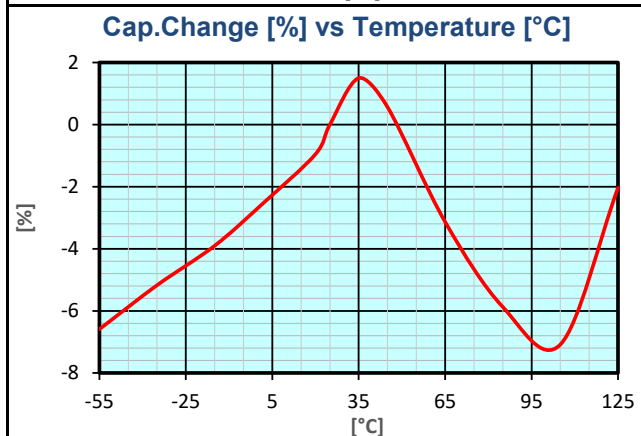
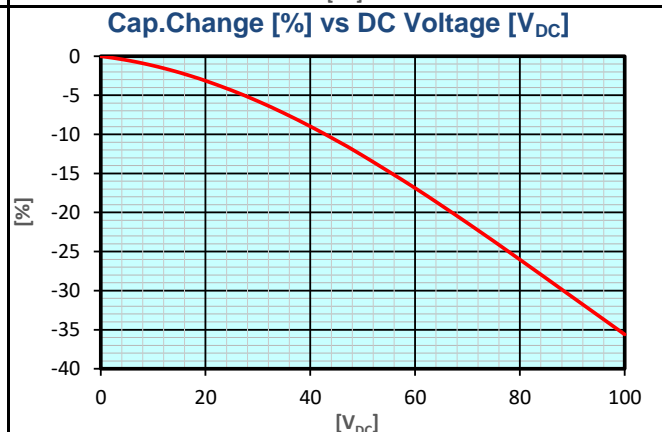
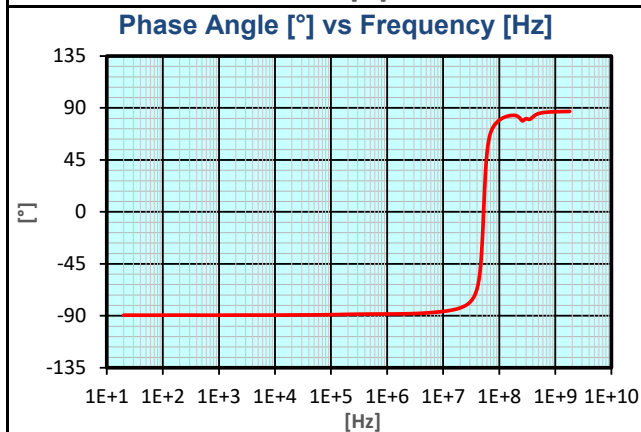
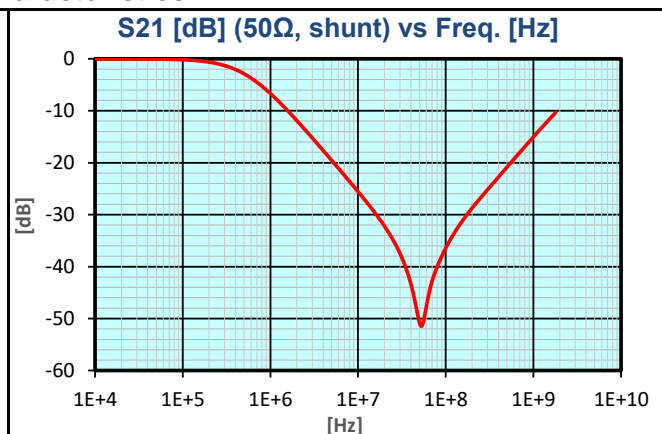
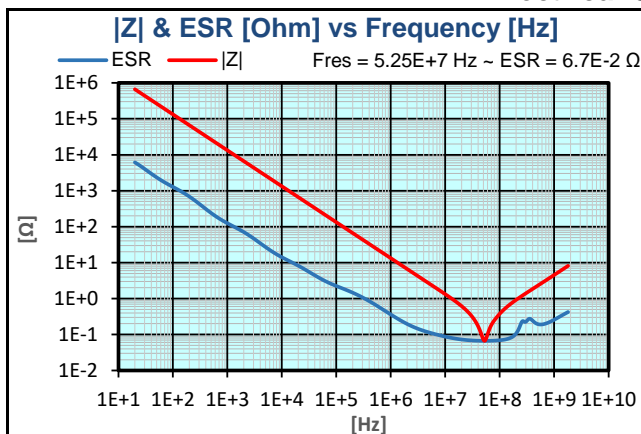


	millimetres	inches
L	2.01 \pm 0.2	0.079 \pm 0.008
W	1.25 \pm 0.2	0.049 \pm 0.008
T max.	0.94	0.037
t	0.5 \pm 0.25	0.02 \pm 0.01

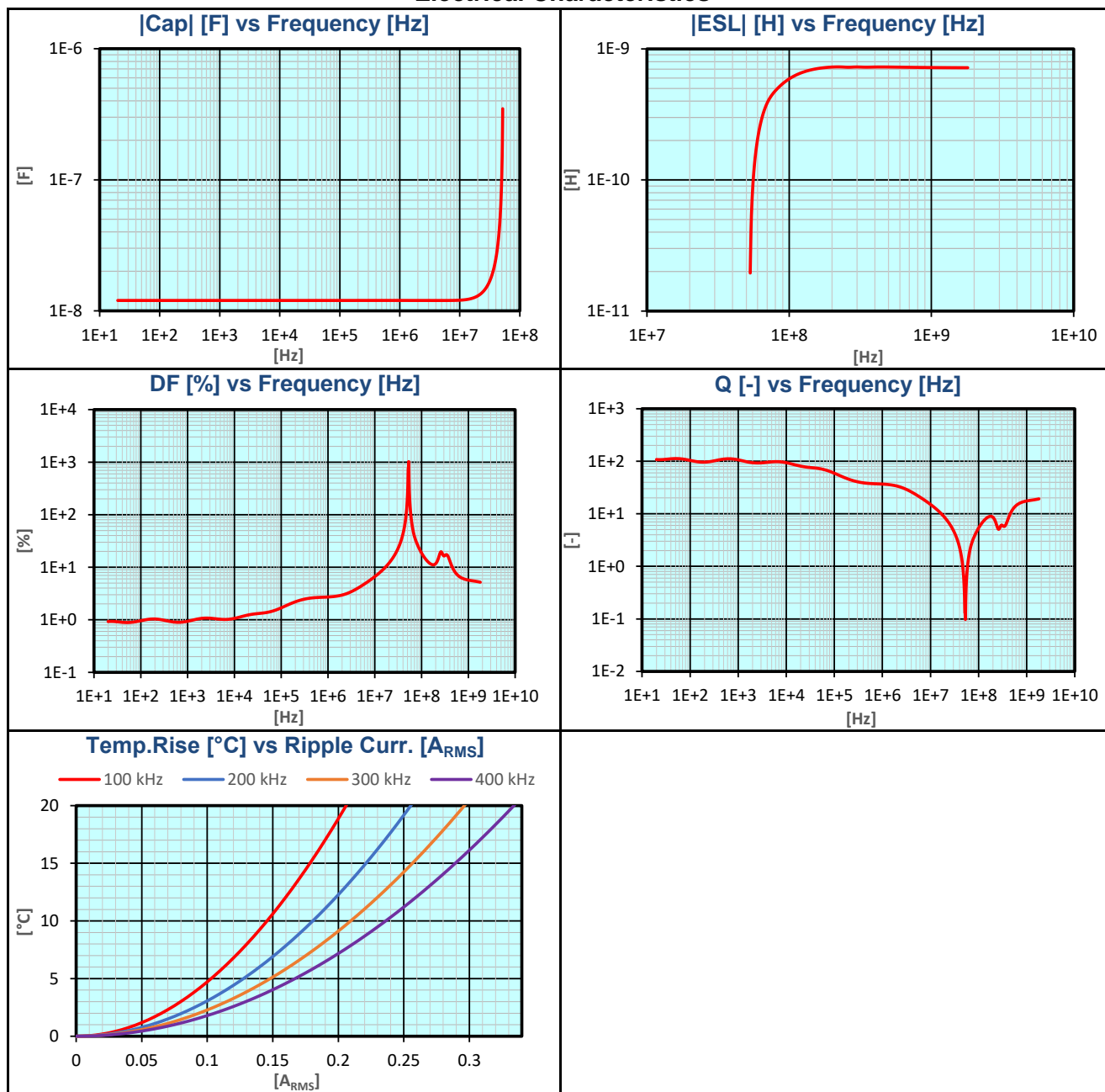
Basic Specifications

Item	Unit	Spec.	Conditions
Capacitance	nF	9.6 to 14.4	@ 1 kHz, 1 Vrms
DF	%	10 max.	@ 1 kHz, 1 Vrms
IR	G Ω	83.3 min.	@ 100 Vdc, t = 120 s
DWV	Vdc	250	@ I \leq 50mA, t \leq 5 s
Operating Temperature		-55°C to +125°C	
Dielectric		X7R	
Product Level		General	
RoHS Compliant		Yes	
Termination		FLEXITERM®	

Electrical Characteristics



Electrical Characteristics



KGF21BR72A123MT Datasheet



(0805 100 V X7R 12nF ±20% FLEXITERM®)

Part Number Information

K	G	M	21	C	R5	1E	103	K	T	###
Symbol:	Product Level:	Requirement:	Size:	Thickness:	Dielectric:	Voltage:	Capacitance:	Tolerance:	Packing:	Optional:
KAVX	G General	M Standard	Code: EIA:	See catalog	CG C0G	Multiplier: Base:	(2 significant digits + no of zeros)	A ± 0.05 pF	H	See catalog for optional codes
A Automotive	U Hi-Q (Special function)	E ESD (Special function)	02 01005	for list of codes	R5 X5R	0 1x A 1		B ± 0.1 pF	T	
M Medical	L Low Inductance reverse Geometry	A Low Inductance LGA	03 0201		S6 X6S	1 10x N 1.5		C ± 0.25 pF	U	
	F Flexitem (Special function/structure)	S Flexisafe (Special function/structure)	05 0402		T6 X6T	2 100x D 2	Examples:	D ± 0.5 pF	Y	
	G Gold Termination (Special Structure)	C IDC (Special structure)	15 0603		R7 X7R	3 1000x E 2.5	100 = 10 pF	F ± 1 %	V	
	Q Ultra Low ESR		21 0805		S7 X7S	U 3	102 = 1000 pF	G ± 2 %		
			31 1206		T7 X7T	V 3.5	224 = 220 nF	J ± 5 %	M	
			32 1210		R8 X8R	G 4	105 = 1 μF	K ± 10 %	L	
			42 1808		L8 X8L	H 5		M ± 20 %	N	
			43 1812		G8 X8G	J 6.3			K	
			44 1825		V5 Y5V				S	
			55 2220				Example:			
			56 2225				1E = 25V (10 x 2.5)			
			91 3640						X	Waffle pack

Note:

* See catalog for more information.

NOTICE: Specifications are subject to change without notice. All statements, information and data given herein are believed to be accurate and reliable, but are presented without guarantee or responsibility of any kind, expressed or implied. Specifications are typical and may not apply to all applications.