

# KAM15AR71H223MT Datasheet

(0603 50 V X7R 22nF ±20% AEC-Q200)

To download data and  
simulation models visit: **SpiCAT**  
ONLINE TOOL



## Dimensions

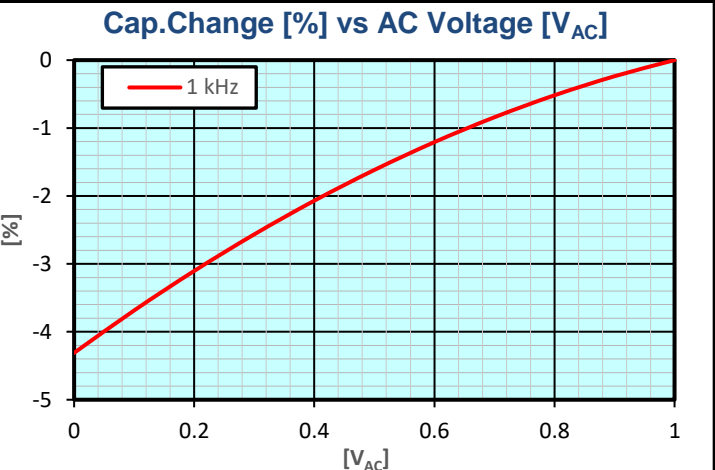
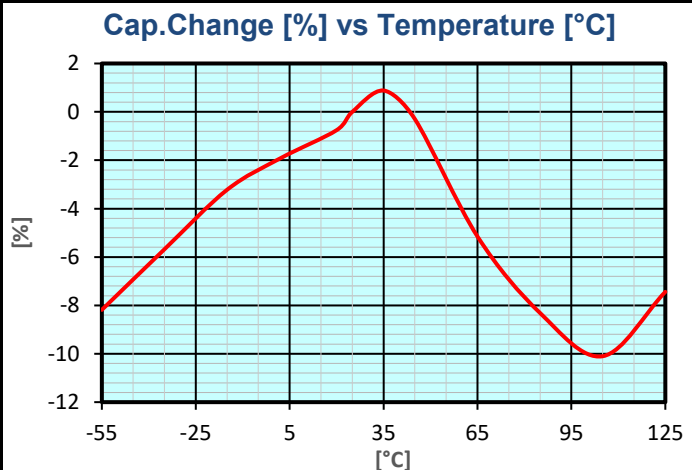
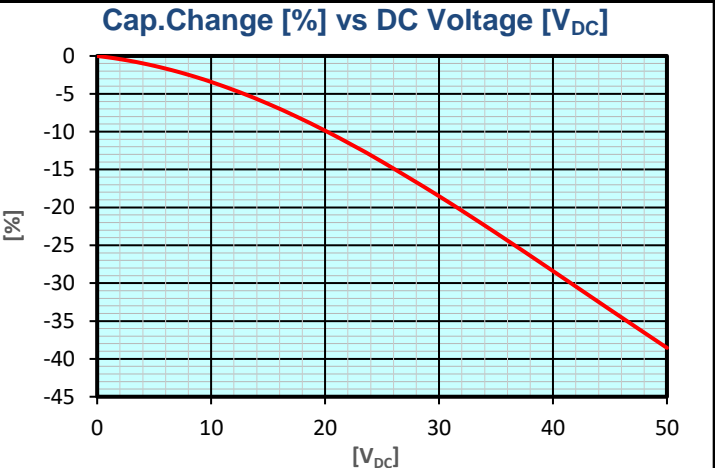
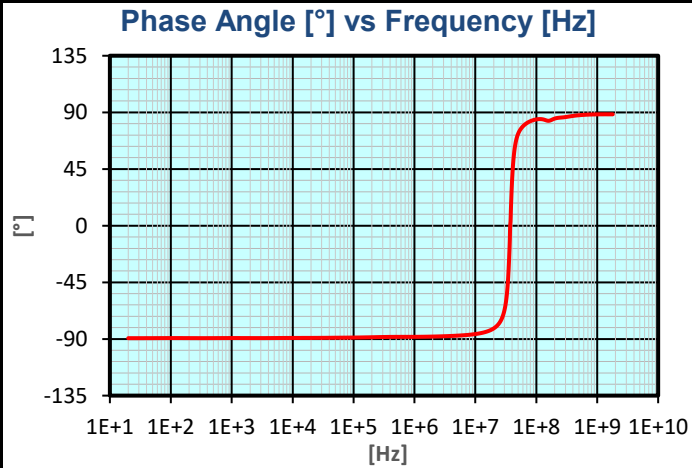
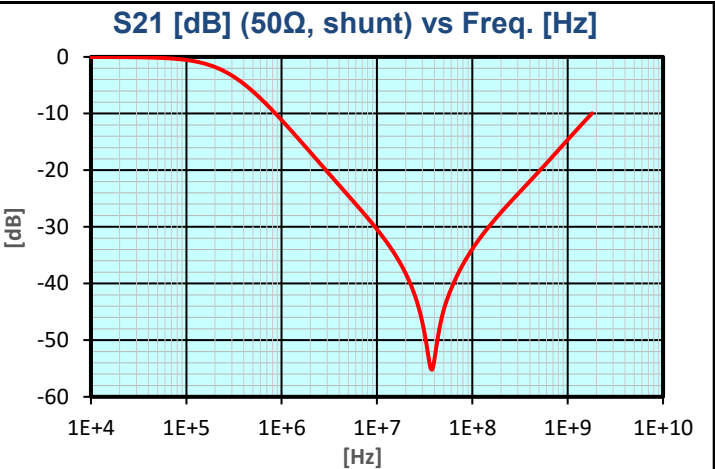
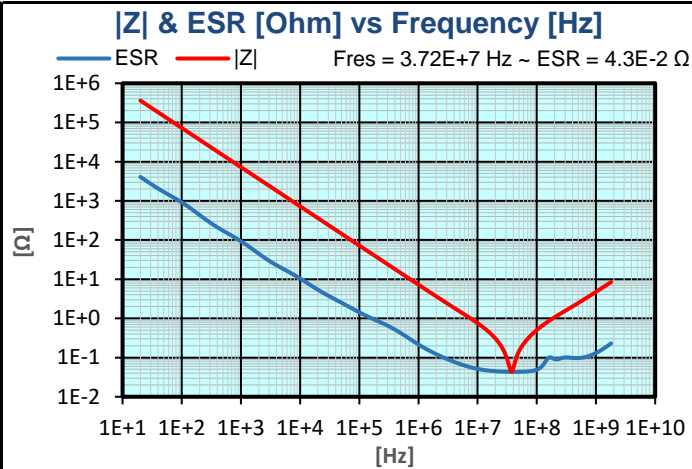


	millimetres	inches
L	$1.6 \pm 0.15$	$0.063 \pm 0.006$
W	$0.81 \pm 0.15$	$0.032 \pm 0.006$
T max.	0.9	0.035
t	$0.35 \pm 0.15$	$0.014 \pm 0.006$

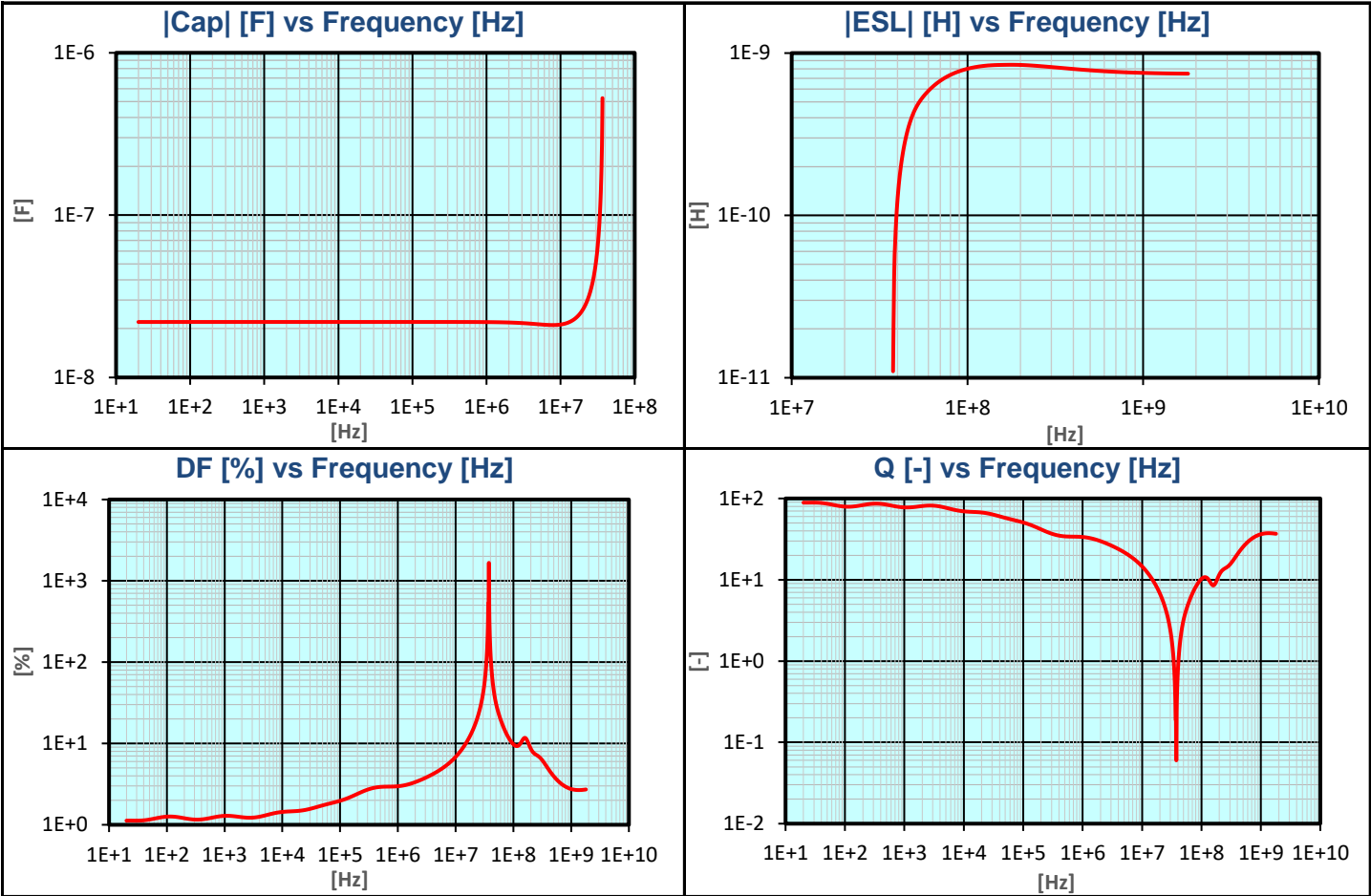
## Basic Specifications

Item	Unit	Spec.	Conditions
Capacitance	nF	17.6 to 26.4	@ 1 kHz, 1 Vrms
DF	%	2.5 max.	@ 1 kHz, 1 Vrms
IR	GΩ	45.4 min.	@ 50 Vdc, t = 120 s
DWV	Vdc	125	@ I ≤ 50mA, t ≤ 5 s
Operating Temperature		-55°C to +125°C	
Dielectric		X7R	
Product Level		AEC-Q200	
RoHS Compliant		Yes	
Termination		Sn	

## Electrical Characteristics



Electrical Characteristics



KAM15AR71H223MT Datasheet



(0603 50 V X7R 22nF ±20% AEC-Q200)

Part Number Information

K	G	M	21	C	R5	1E	103	K	T	####
Symbol:	Product Level:	Requirement:	Size:	Thickness:	Dielectric:	Voltage:	Capacitance:	Tolerance:	Packing:	Optional:
KAVX	G General	M Standard	Code: EIA:	See catalog	CG C0G	Multiplier: Base:	(2 significant digits + no of zeros)	A ± 0.05 pF	H	See catalog for optional codes
	A Automotive	U Hi-Q (Special function)	02 01005	for list of	R5 X5R	0 1x A 1		B ± 0.1 pF	T	
	(AEC-Q200)	E ESD (Special function)	03 0201	codes	S6 X6S	1 10x N 1.5		C ± 0.25 pF	U	Φ 180 (7 inch)*
	M Medical	L Low inductance reverse Geometry	05 0402		T6 X6T	2 100x D 2	Examples:	D ± 0.5 pF	Y	
		A Low Inductance LGA	15 0603		R7 X7R	3 1000x E 2.5	100 = 10 pF	F ± 1 %	V	Φ 330 (13 inch)*
		F Flexiterm (Special function/structure)	21 0805		S7 X7S	U 3	102 = 1000 pF	G ± 2 %	M	
		S Flexisafe (Special function/structure)	31 1206		T7 X7T	V 3.5	224 = 220 nF	J ± 5 %	L	
		G Gold Termination (Special Structure)	32 1210		R8 X8R	G 4	105 = 1 μF	K ± 10 %	N	
		C IDC (Special structure)	42 1808		L8 X8L	H 5		M ± 20 %	K	
		Q Ultra Low ESR	43 1812		G8 X8G	J 6.3			S	
			44 1825		V5 Y5V					
			55 2220			Example:				
			56 2225			1E = 25V (10 x 2.5)			X	Waffle pack
			91 3640							
Note:										
* See catalog for more information.										

NOTICE: Specifications are subject to change without notice. All statements, information and data given herein are believed to be accurate and reliable, but are presented without guarantee or responsibility of any kind, expressed or implied. Specifications are typical and may not apply to all applications.