

KAF21KR72D183MU Datasheet

To download data and simulation models visit: **SpiCAT** ONLINE TOOL



(0805 200 V X7R 18nF $\pm 20\%$ AEC-Q200 FLEXITERM®)

Dimensions

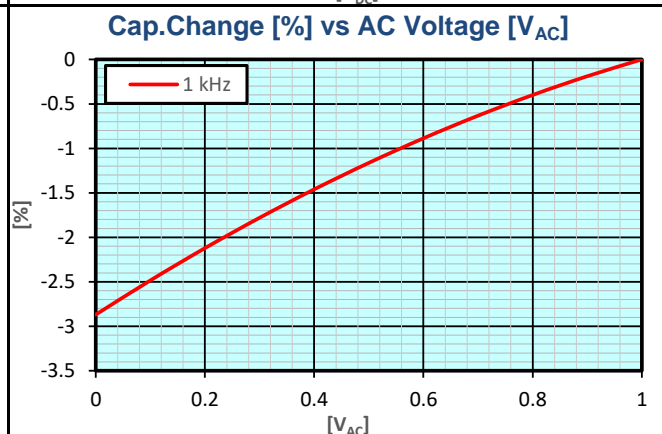
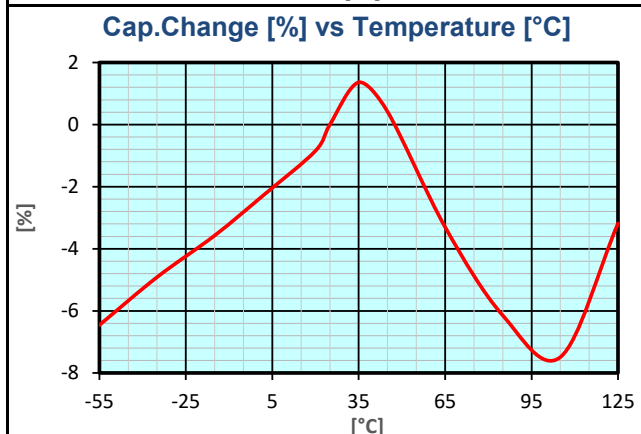
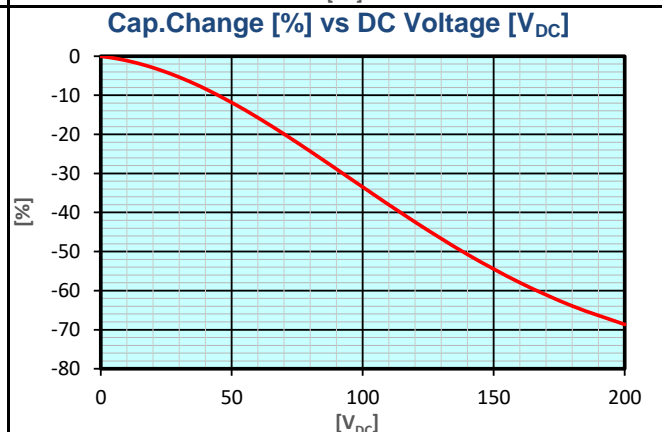
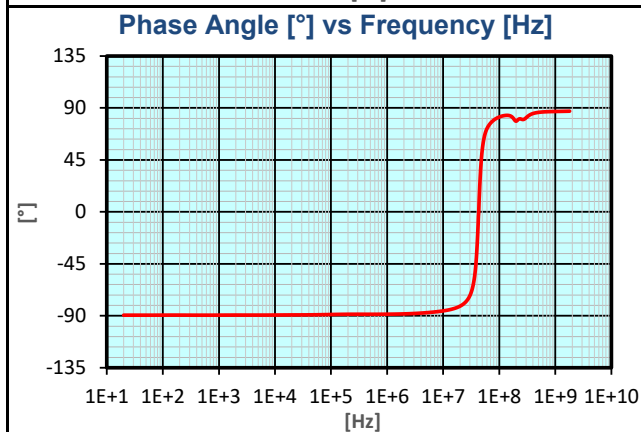
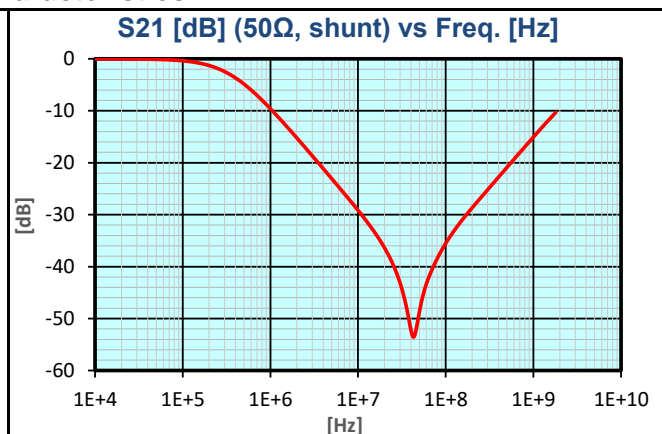
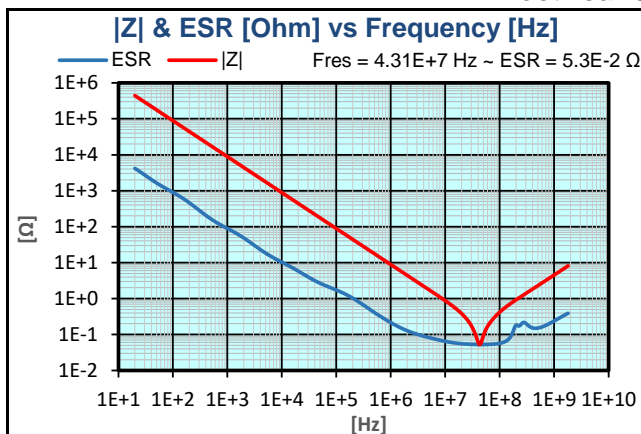


| | millimetres | inches |
|--------|----------------|-------------------|
| L | 2.01 \pm 0.2 | 0.079 \pm 0.008 |
| W | 1.25 \pm 0.2 | 0.049 \pm 0.008 |
| T max. | 1.4 | 0.055 |
| t | 0.5 \pm 0.25 | 0.02 \pm 0.01 |

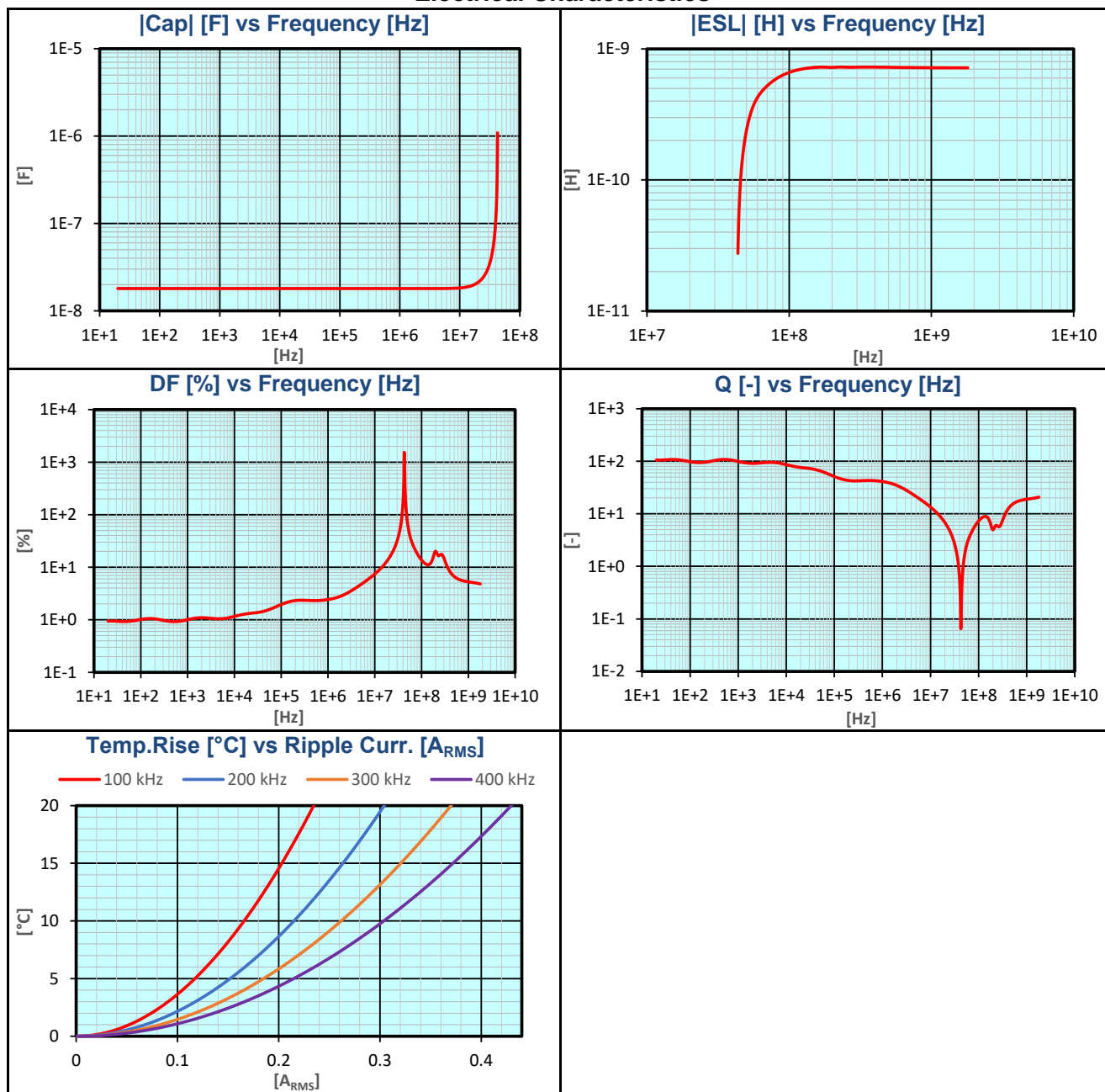
Basic Specifications

| Item | Unit | Spec. | Conditions |
|-----------------------|------------|-----------------|-------------------------------|
| Capacitance | nF | 14.4 to 21.6 | @ 1 kHz, 1 Vrms |
| DF | % | 2.5 max. | @ 1 kHz, 1 Vrms |
| IR | G Ω | 55.5 min. | @ 200 Vdc, t = 120 s |
| DWV | Vdc | 500 | @ I \leq 50mA, t \leq 5 s |
| Operating Temperature | | -55°C to +125°C | |
| Dielectric | | X7R | |
| Product Level | | AEC-Q200 | |
| RoHS Compliant | | Yes | |
| Termination | | FLEXITERM® | |

Electrical Characteristics



Electrical Characteristics



KAF21KR72D183MU Datasheet



(0805 200 V X7R 18nF $\pm 20\%$ AEC-Q200 FLEXITERM®)

Part Number Information

| K | G | M | 21 | C | R5 | 1E | 103 | K | T | ### |
|---------|----------------|--|------------|-------------------|-------------|---------------------|--------------------------------------|-----------------|----------|--------------------------------|
| Symbol: | Product Level: | Requirement: | Size: | Thickness: | Dielectric: | Voltage: | Capacitance: | Tolerance: | Packing: | Optional: |
| KAVX | G General | M Standard | Code: EIA: | See catalog | CG C0G | Multiplier: Base: | (2 significant digits + no of zeros) | A ± 0.05 pF | H | See catalog for optional codes |
| | A Automotive | U Hi-Q (Special function) | 02 01005 | for list of codes | R5 X5R | 0 1x A 1 | | B ± 0.1 pF | T | |
| | (AEC-Q200) | E ESD (Special function) | 03 0201 | | S6 X6S | 1 10x N 1.5 | | C ± 0.25 pF | U | |
| | M Medical | L Low Inductance reverse Geometry | 05 0402 | | T6 X6T | 2 100x D 2 | Examples: | D ± 0.5 pF | Y | |
| | | A Low Inductance LGA | 15 0603 | | R7 X7R | 3 1000x E 2.5 | 100 = 10 pF | F $\pm 1\%$ | V | |
| | | F Flexitem (Special function/structure) | 21 0805 | | S7 X7S | U 3 | 102 = 1000 pF | G $\pm 2\%$ | | |
| | | S Flexisafe (Special function/structure) | 31 1206 | | T7 X7T | V 3.5 | 224 = 220 nF | J $\pm 5\%$ | M | |
| | | G Gold Termination (Special Structure) | 32 1210 | | R8 X8R | G 4 | 105 = 1 μ F | K $\pm 10\%$ | L | |
| | | C IDC (Special structure) | 42 1808 | | L8 X8L | H 5 | | M $\pm 20\%$ | N | |
| | | Q Ultra Low ESR | 43 1812 | | G8 X8G | J 6.3 | | | K | |
| | | | 44 1825 | | V5 Y5V | | | | S | |
| | | | 55 2220 | | | Example: | | | | |
| | | | 56 2225 | | | 1E = 25V (10 x 2.5) | | | X | Waffle pack |
| | | | 91 3640 | | | | | | | |

Note:
* See catalog for more information.

NOTICE: Specifications are subject to change without notice. All statements, information and data given herein are believed to be accurate and reliable, but are presented without guarantee or responsibility of any kind, expressed or implied. Specifications are typical and may not apply to all applications.