

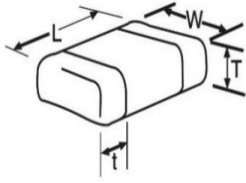
KAF15AR71H273KT Datasheet

To download data and simulation models visit: **SpiCAT** ONLINE TOOL



(0603 50 V X7R 27nF $\pm 10\%$ AEC-Q200 FLEXITERM®)

Dimensions

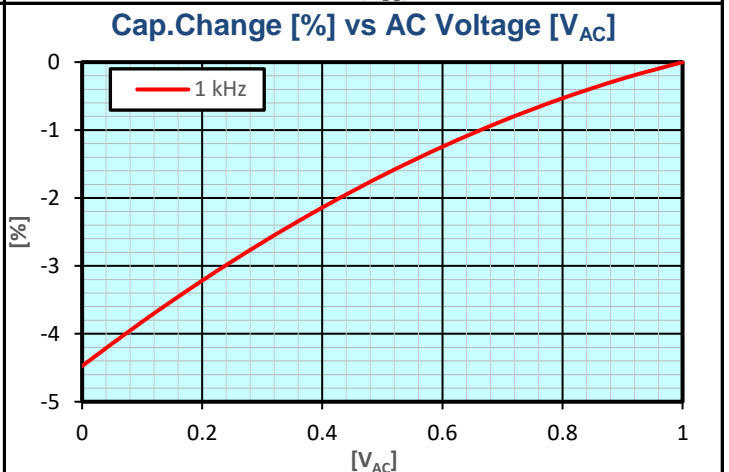
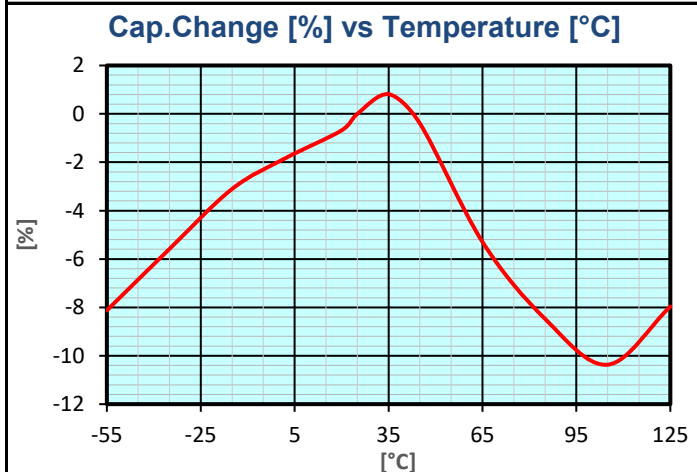
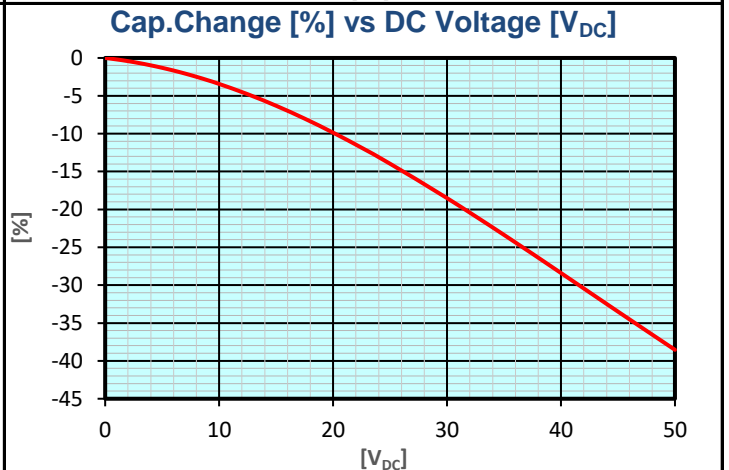
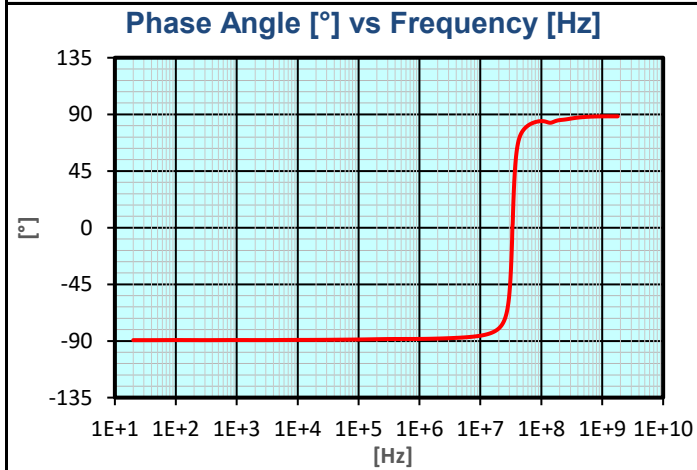
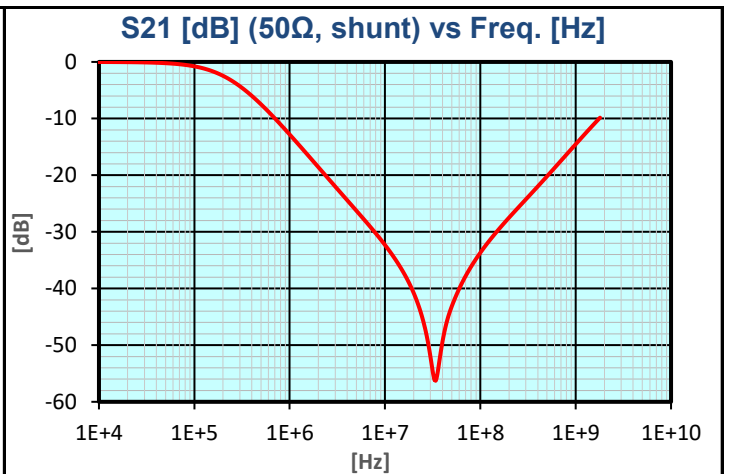
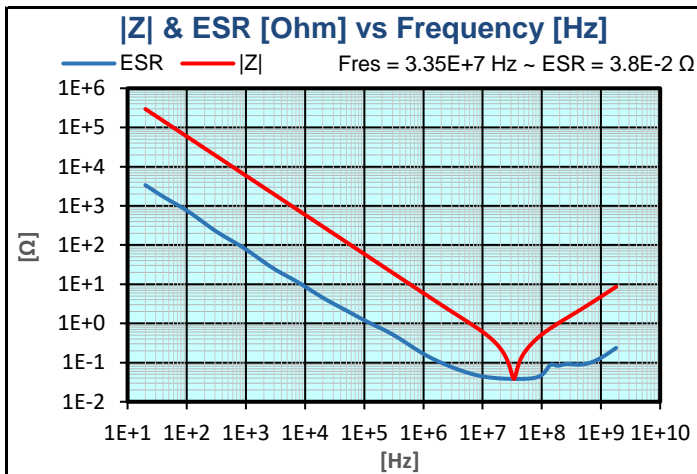


| | millimetres | inches |
|--------|-----------------|-------------------|
| L | 1.6 ± 0.15 | 0.063 ± 0.006 |
| W | 0.81 ± 0.15 | 0.032 ± 0.006 |
| T max. | 0.9 | 0.035 |
| t | 0.35 ± 0.15 | 0.014 ± 0.006 |

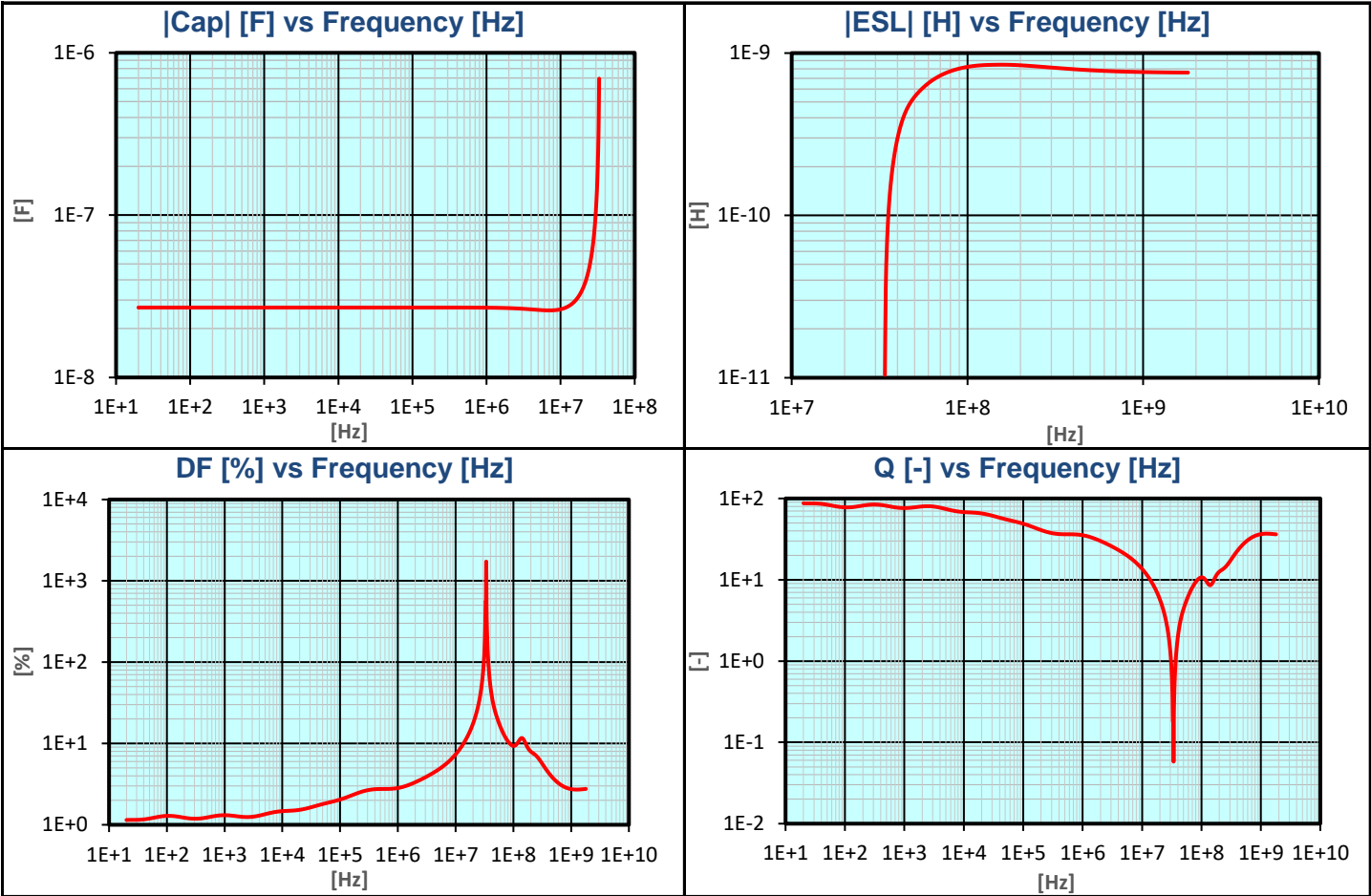
Basic Specifications

| Item | Unit | Spec. | Conditions |
|-----------------------|------|-----------------|---------------------|
| Capacitance | nF | 24.3 to 29.7 | @ 1 kHz, 1 Vrms |
| DF | % | 2.5 max. | @ 1 kHz, 1 Vrms |
| IR | GΩ | 37 min. | @ 50 Vdc, t = 120 s |
| DWV | Vdc | 125 | @ I ≤ 50mA, t ≤ 5 s |
| Operating Temperature | | -55°C to +125°C | |
| Dielectric | | X7R | |
| Product Level | | AEC-Q200 | |
| RoHS Compliant | | Yes | |
| Termination | | FLEXITERM® | |

Electrical Characteristics



Electrical Characteristics



Part Number Information

| K | G | M | 21 | C | R5 | 1E | 103 | K | T | #### |
|-------------------------------------|----------------|--|------------|-------------|-------------|---------------------|--------------------------------------|-------------|----------|------------------|
| Symbol: | Product Level: | Requirement: | Size: | Thickness: | Dielectric: | Voltage: | Capacitance: | Tolerance: | Packing: | Optional: |
| KAVX | G General | M Standard | Code: EIA: | See catalog | CG C0G | Multiplier: Base: | (2 significant digits + no of zeros) | A ± 0.05 pF | H | Φ 180 (7 inch)* |
| | A Automotive | U Hi-Q (Special function) | 02 01005 | for list of | R5 X5R | 0 1x A 1 | | B ± 0.1 pF | T | |
| | (AEC-Q200) | E ESD (Special function) | 03 0201 | codes | S6 X6S | 1 10x N 1.5 | | C ± 0.25 pF | U | |
| | M Medical | L Low inductance reverse Geometry | 05 0402 | | T6 X6T | 2 100x D 2 | Examples: | D ± 0.5 pF | Y | |
| | | A Low Inductance LGA | 15 0603 | | R7 X7R | 3 1000x E 2.5 | 100 = 10 pF | F ± 1 % | V | Φ 330 (13 inch)* |
| | | F Flexiterm (Special function/structure) | 21 0805 | | S7 X7S | U 3 | 102 = 1000 pF | G ± 2 % | M | |
| | | S Flexisafe (Special function/structure) | 31 1206 | | T7 X7T | V 3.5 | 224 = 220 nF | J ± 5 % | L | |
| | | G Gold Termination (Special Structure) | 32 1210 | | R8 X8R | G 4 | 105 = 1 μF | K ± 10 % | N | |
| | | C IDC (Special structure) | 42 1808 | | L8 X8L | H 5 | | M ± 20 % | K | |
| | | Q Ultra Low ESR | 43 1812 | | G8 X8G | J 6.3 | | | S | |
| | | | 44 1825 | | V5 Y5V | | | | | |
| | | | 55 2220 | | | Example: | | | | |
| | | | 56 2225 | | | 1E = 25V (10 x 2.5) | | | X | Waffle pack |
| | | | 91 3640 | | | | | | | |
| Note: | | | | | | | | | | |
| * See catalog for more information. | | | | | | | | | | |

NOTICE: Specifications are subject to change without notice. All statements, information and data given herein are believed to be accurate and reliable, but are presented without guarantee or responsibility of any kind, expressed or implied. Specifications are typical and may not apply to all applications.