

# KAF15AR71C102KT Datasheet

To download data and simulation models visit: **SpiCAT** ONLINE TOOL



(0603 16 V X7R 1nF  $\pm 10\%$  AEC-Q200 FLEXITERM®)

## Dimensions

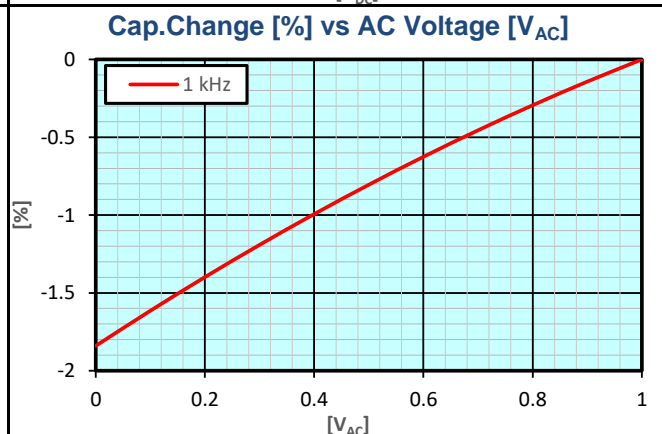
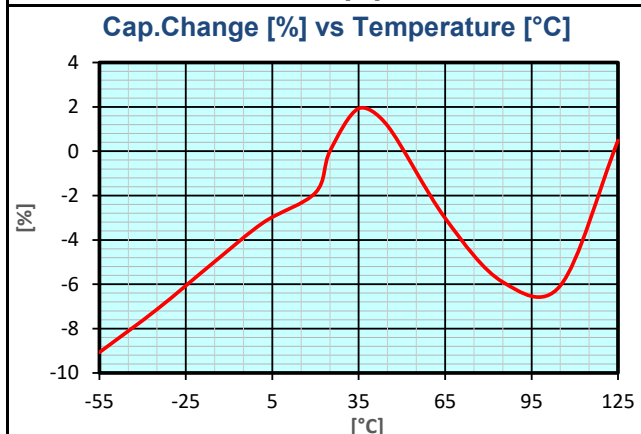
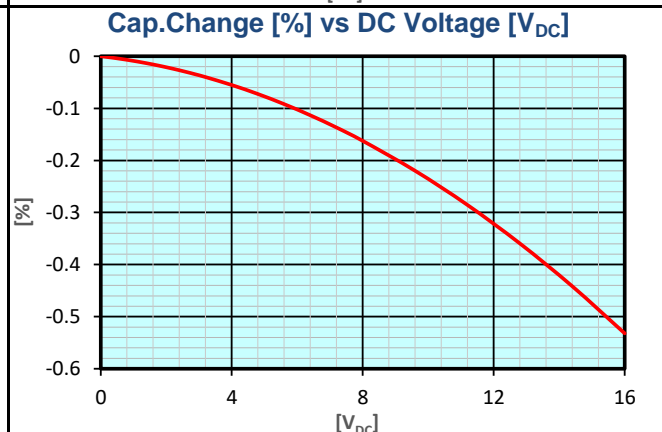
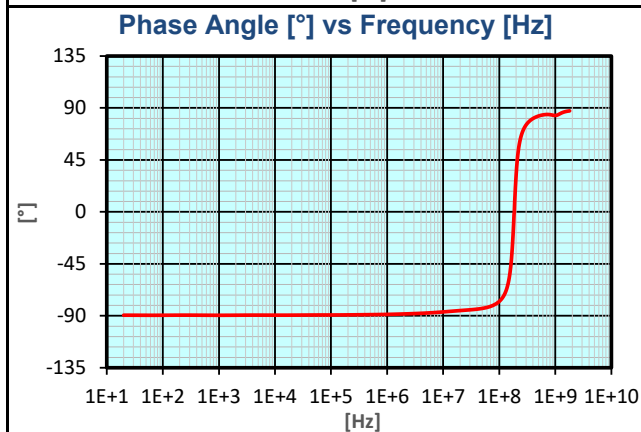
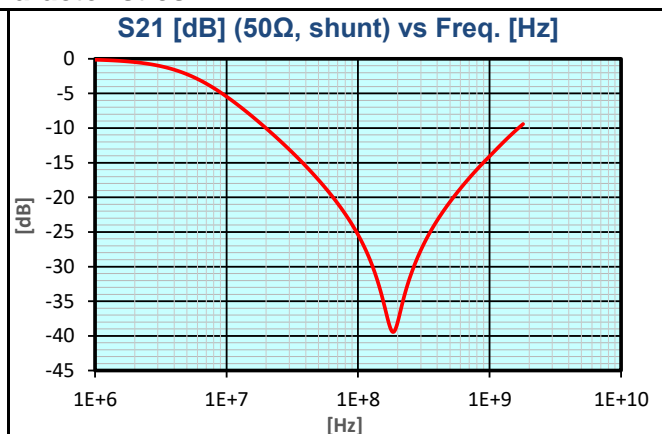
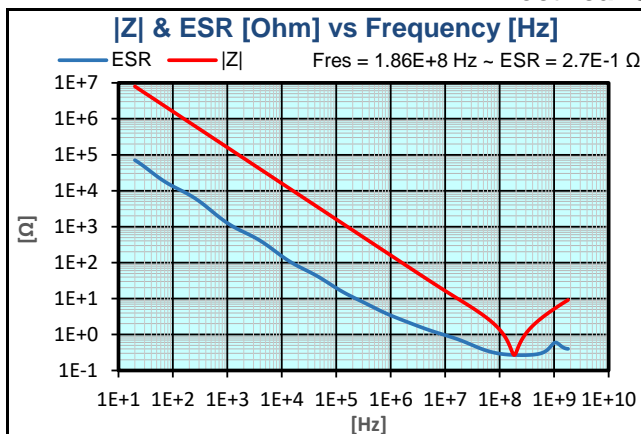


	millimetres	inches
L	$1.6 \pm 0.15$	$0.063 \pm 0.006$
W	$0.81 \pm 0.15$	$0.032 \pm 0.006$
T max.	0.9	0.035
t	$0.35 \pm 0.15$	$0.014 \pm 0.006$

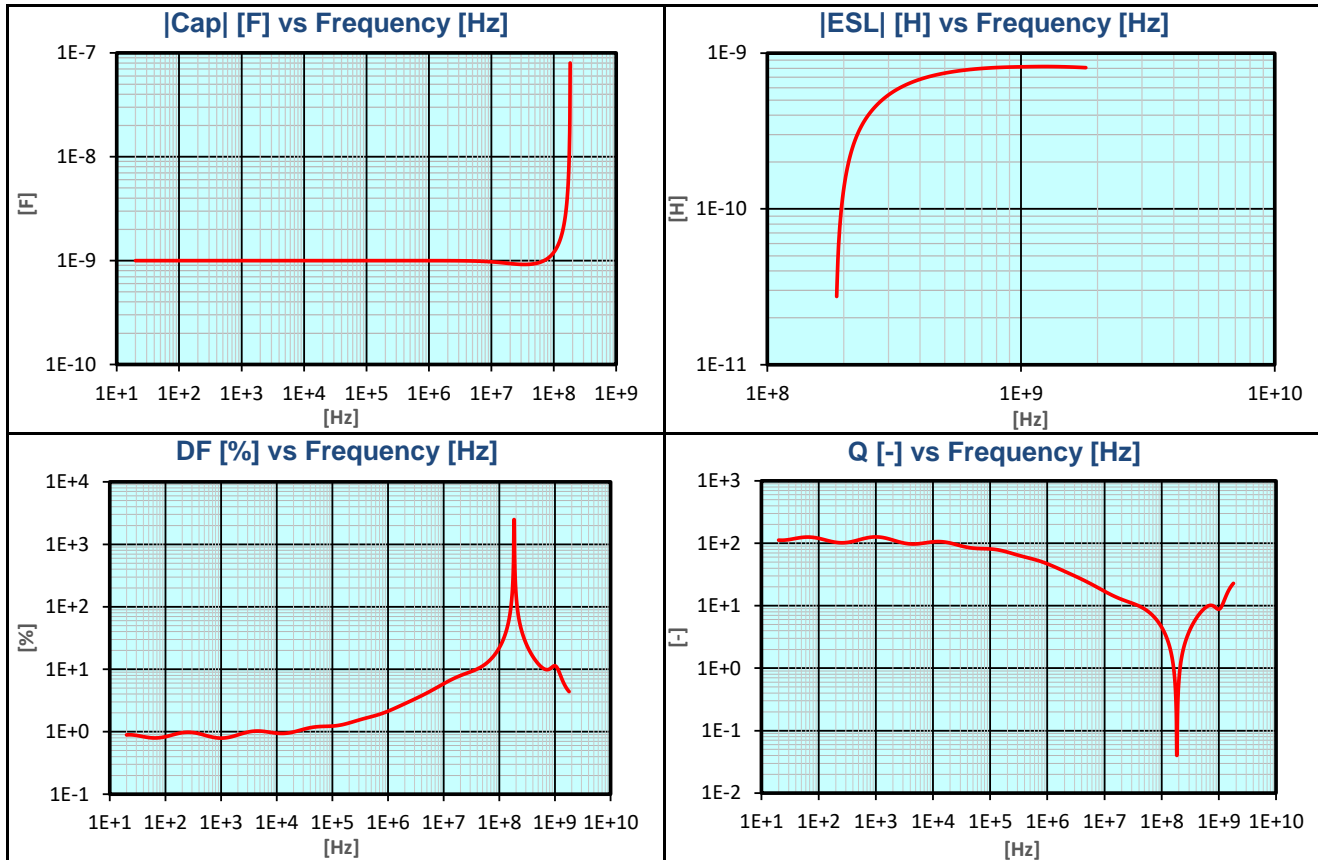
## Basic Specifications

Item	Unit	Spec.	Conditions
Capacitance	nF	0.9 to 1.1	@ 1 kHz, 1 Vrms
DF	%	3.5 max.	@ 1 kHz, 1 Vrms
IR	GΩ	100 min.	@ 16 Vdc, t = 120 s
DWV	Vdc	40	@ I ≤ 50mA, t ≤ 5 s
Operating Temperature		-55°C to +125°C	
Dielectric		X7R	
Product Level		AEC-Q200	
RoHS Compliant		Yes	
Termination		FLEXITERM®	

## Electrical Characteristics



## Electrical Characteristics



# KAF15AR71C102KT Datasheet



(0603 16 V X7R 1nF ±10% AEC-Q200 FLEXITERM®)

## Part Number Information

K	G	M	21	C	R5	1E	103	K	T	###
Symbol:	Product Level:	Requirement:	Size:	Thickness:	Dielectric:	Voltage:	Capacitance:	Tolerance:	Packing:	Optional:
KAVX	G General	M Standard	Code: EIA:	See catalog	CG C0G	Multiplier: Base:	(2 significant digits + no of zeros)	A ± 0.05 pF	H	See catalog for optional codes
	A Automotive	U Hi-Q (Special function)	02 01005	for list of codes	R5 X5R	0 1x A 1		B ± 0.1 pF	T	
	(AEC-Q200)	E ESD (Special function)	03 0201		S6 X6S	1 10x N 1.5		C ± 0.25 pF	U	
	M Medical	L Low Inductance reverse Geometry	05 0402		T6 X6T	2 100x D 2	Examples:	D ± 0.5 pF	Y	
		A Low Inductance LGA	15 0603		R7 X7R	3 1000x E 2.5	100 = 10 pF	F ± 1 %	V	
		F Flexitem (Special function/structure)	21 0805		S7 X7S	U 3	102 = 1000 pF	G ± 2 %		
		S Flexisafe (Special function/structure)	31 1206		T7 X7T	V 3.5	224 = 220 nF	J ± 5 %	M	
		G Gold Termination (Special Structure)	32 1210		R8 X8R	G 4	105 = 1 μF	K ± 10 %	L	
		C IDC (Special structure)	42 1808		L8 X8L	H 5		M ± 20 %	N	
		Q Ultra Low ESR	43 1812		G8 X8G	J 6.3			K	
			44 1825		V5 Y5V				S	
			55 2220			Example:				
			56 2225			1E = 25V (10 x 2.5)			X	Waffle pack
			91 3640							

**Note:**  
\* See catalog for more information.

**NOTICE:** Specifications are subject to change without notice. All statements, information and data given herein are believed to be accurate and reliable, but are presented without guarantee or responsibility of any kind, expressed or implied. Specifications are typical and may not apply to all applications.