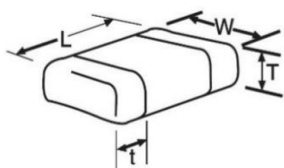


## Dimensions

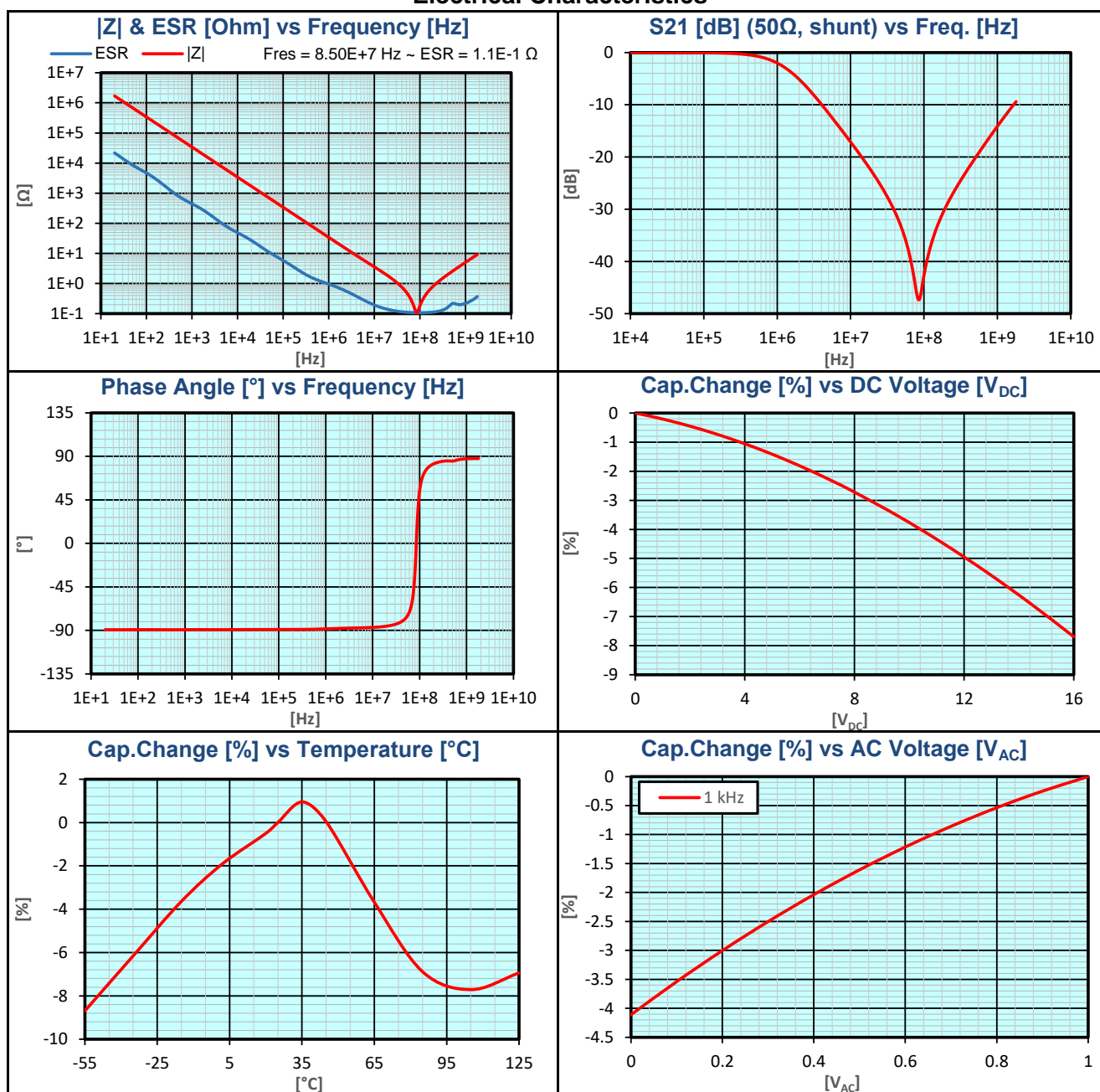


	millimetres	inches
L	1 ± 0.1	0.039 ± 0.004
W	0.5 ± 0.1	0.02 ± 0.004
T max.	0.56	0.022
t	0.25 ± 0.15	0.01 ± 0.006

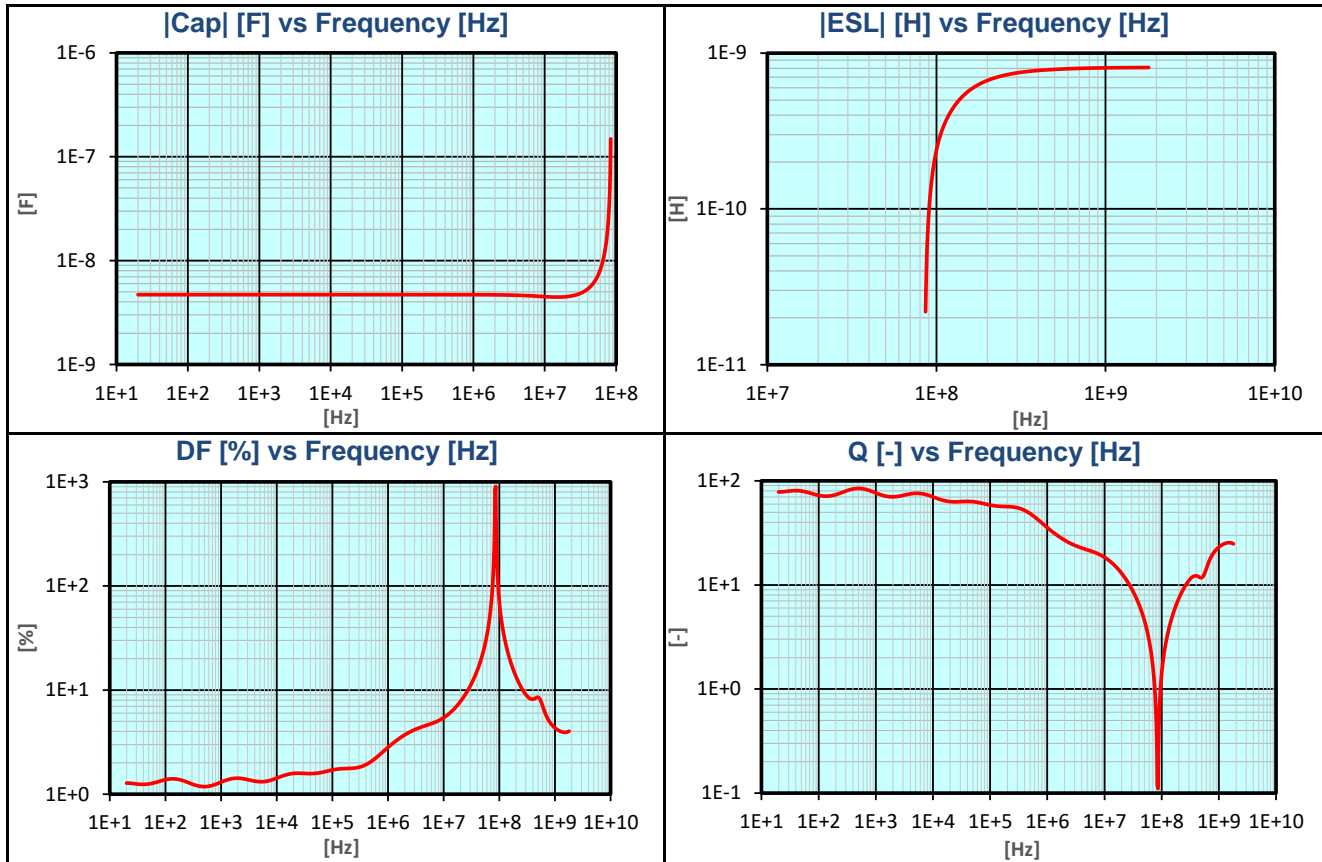
## Basic Specifications

Item	Unit	Spec.	Conditions
Capacitance	nF	3.76 to 5.64	@ 1 kHz, 1 Vrms
DF	%	3.5 max.	@ 1 kHz, 1 Vrms
IR	GΩ	100 min.	@ 16 Vdc, t = 120 s
DWV	Vdc	40	@ I ≤ 50mA, t ≤ 5 s
Operating Temperature		-55°C to +125°C	
Dielectric		X7R	
Product Level		AEC-Q200	
RoHS Compliant		Yes	
Termination		FLEXITERM®	

## Electrical Characteristics



## Electrical Characteristics



# KAF05AR71C472MH Datasheet



(0402 16 V X7R 4.7nF ±20% AEC-Q200 FLEXITERM®)

## Part Number Information

K	G	M	21	C	R5	1E	103	K	T	###
Symbol:	Product Level:	Requirement:	Size:	Thickness:	Dielectric:	Voltage:	Capacitance:	Tolerance:	Packing:	Optional:
KAVX	G General	M Standard	Code: EIA:	See catalog	CG C0G	Multiplier: Base:	(2 significant digits + no of zeros)	A ± 0.05 pF	H	See catalog for optional codes
A Automotive	U Hi-Q (Special function)	E ESD (Special function)	02 01005	for list of codes	R5 X5R	0 1x A 1		B ± 0.1 pF	T	
(AEC-Q200)			03 0201		S6 X6S	1 10x N 1.5		C ± 0.25 pF	U	
M Medical	L Low Inductance reverse Geometry		05 0402		T6 X6T	2 100x D 2		D ± 0.5 pF	Y	
	A Low Inductance LGA		15 0603		R7 X7R	3 1000x E 2.5		F ± 1 %	V	Φ 180 (7 inch)*
	F Flexitem (Special function/structure)		21 0805		S7 X7S	U 3	Examples:	G ± 2 %		
	S Flexisafe (Special function/structure)		31 1206		T7 X7T	V 3.5	100 = 10 pF	J ± 5 %	M	
	G Gold Termination (Special Structure)		32 1210		R8 X8R	G 4	102 = 1000 pF	K ± 10 %	L	
	C IDC (Special structure)		42 1808		L8 X8L	H 5	224 = 220 nF	M ± 20 %	N	Φ 330 (13 inch)*
	Q Ultra Low ESR		43 1812		G8 X8G	J 6.3	105 = 1 μF		K	
			44 1825		V5 Y5V				S	
			55 2220							
			56 2225							Waffle pack
			91 3640							

### Note:

\* See catalog for more information.

**NOTICE:** Specifications are subject to change without notice. All statements, information and data given herein are believed to be accurate and reliable, but are presented without guarantee or responsibility of any kind, expressed or implied. Specifications are typical and may not apply to all applications.