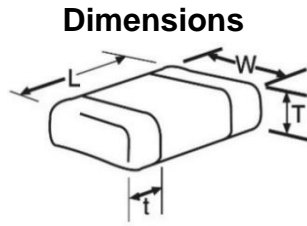


# 12103C226KAT2A Datasheet

(1210 25V X7R 22uF ±10%)

To download data and simulation models visit: **SpiCAT** ONLINE TOOL

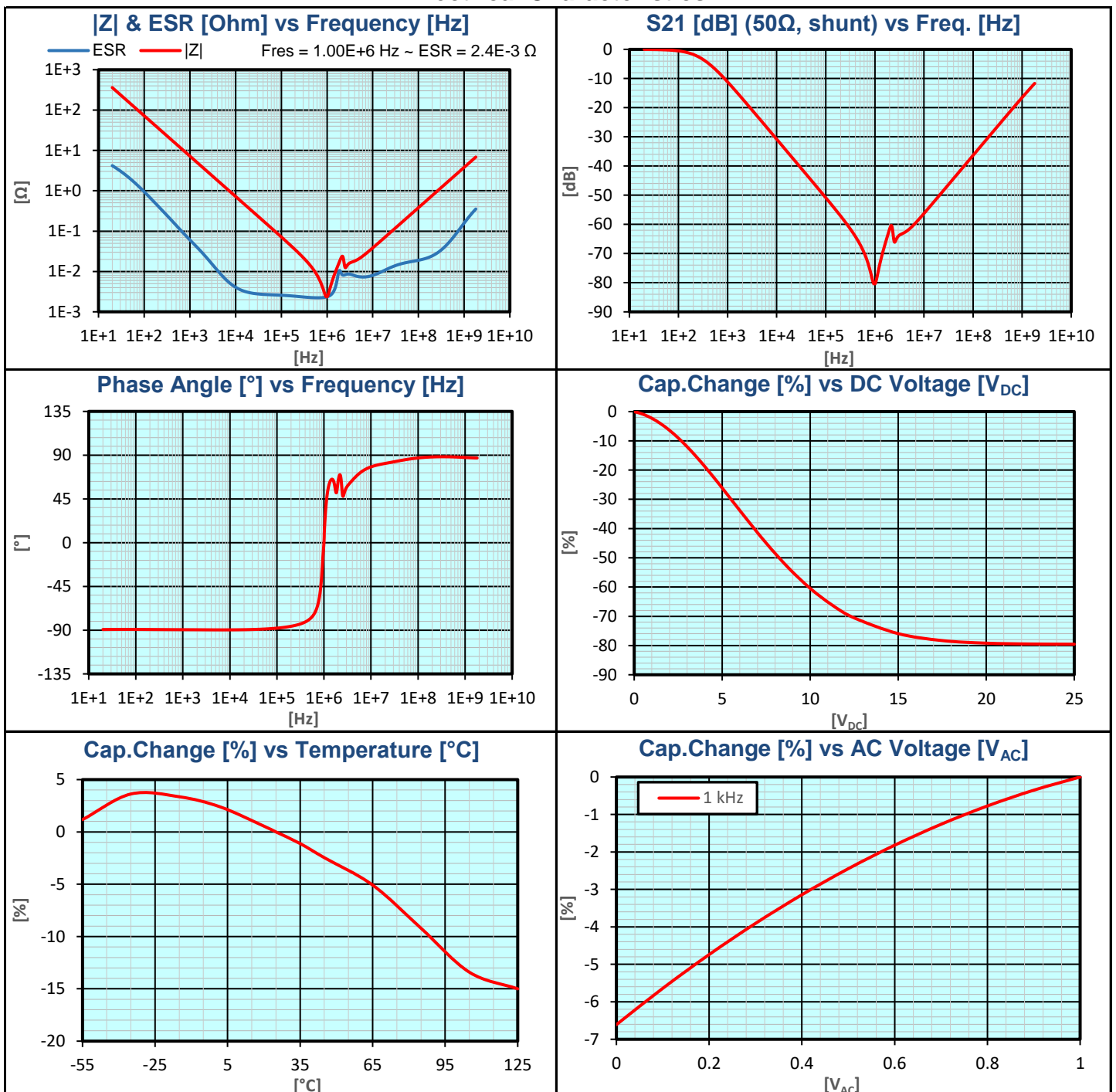


	millimetres	inches
L	3.3 ± 0.4	0.13 ± 0.016
W	2.5 ± 0.3	0.098 ± 0.012
T max.	2.79	0.11
t	0.5 ± 0.25	0.02 ± 0.01

## Basic Specifications

Item	Unit	Spec.	Conditions
Capacitance	uF	19.8 to 24.2	@ 120 Hz, 0.5 Vrms
DF	%	12.5 max.	@ 120 Hz, 0.5 Vrms
IR	MΩ	45.4 min.	@ 25 Vdc, t = 120 s
DWV	Vdc	62.5	@ I ≤ 50mA, t ≤ 5 s
Operating Temperature		-55°C to +125°C	
Dielectric		X7R	
AEC-Q200		Not qualified	
RoHS Compliant		Yes	
Termination		Sn	

## Electrical Characteristics

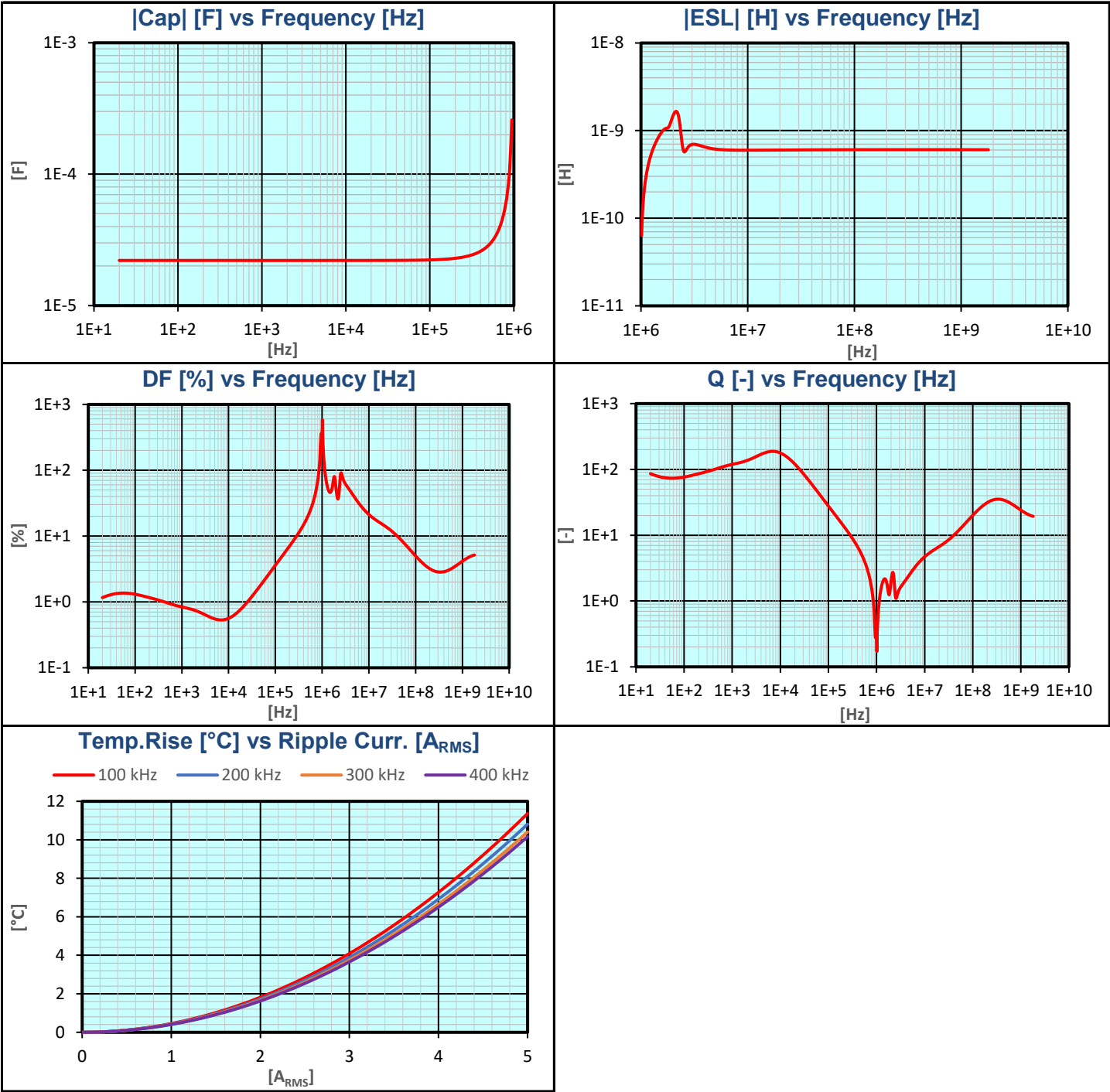


# 12103C226KAT2A Datasheet



(1210 25V X7R 22uF ±10%)

## Electrical Characteristics



# 12103C226KAT2A Datasheet



(1210 25V X7R 22uF ±10%)

## How To Order

0805	5	C	103	M	A	T	2	A
Size (L" x W")	Voltage 4V = 4 6.3V = 6 10V = Z 16V = Y 25V = 3 50V = 5 100V = 1 200V = 2 500V = 7	Dielectric X7R = C	Capacitance Code (In pF) 2 Sig. Digits + Number of Zeros	Capacitance Tolerance J = ± 5%* K = ±10% M = ± 20%  *≤1µF only, contact factory for additional values	Failure Rate A = Not Applicable 4=Automotive	Terminations T = Plated Ni and Sn Z= FLEXITERM®**  *Optional termination  **See FLEXITERM® X7R section	Packaging 2 = 7" Reel 4 = 13" Reel  Contact Factory For Multiples	Special Code A = Std. Product
NOTE: Contact factory for availability of Termination and Tolerance Options for Specific Part Numbers. Contact factory for non-specified capacitance values.								
NOTICE: Specifications are subject to change without notice. All statements, information and data given herein are beleived to be accurate and reliable, but are presented without guarantee or responsibility of any kind, expressed or implied. Specifications are typical and may not apply to all applications.								