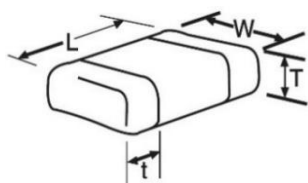


## Dimensions

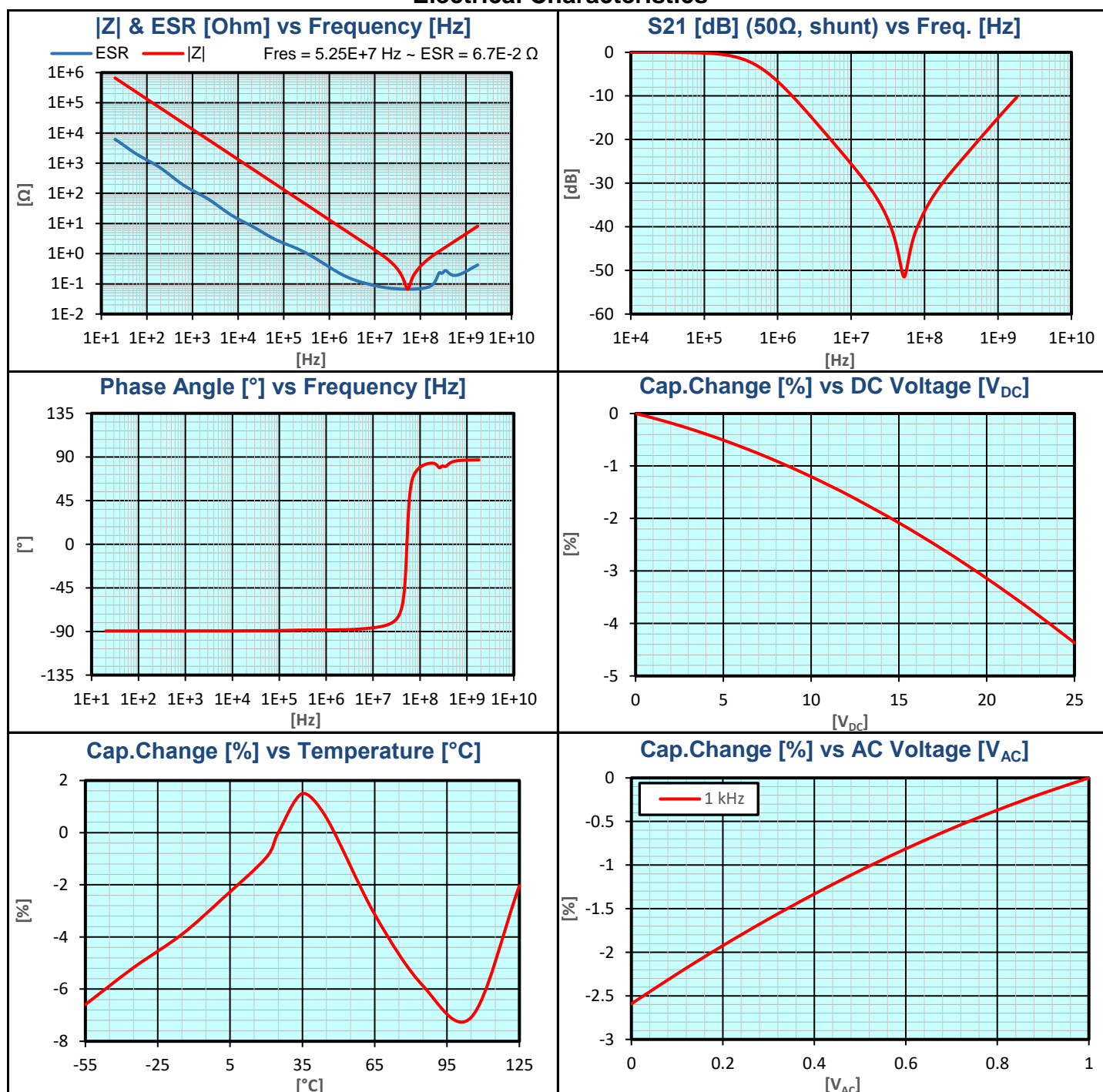


	millimetres	inches
L	$2.01 \pm 0.2$	$0.079 \pm 0.008$
W	$1.25 \pm 0.2$	$0.049 \pm 0.008$
T max.	0.94	0.037
t	$0.5 \pm 0.25$	$0.02 \pm 0.01$

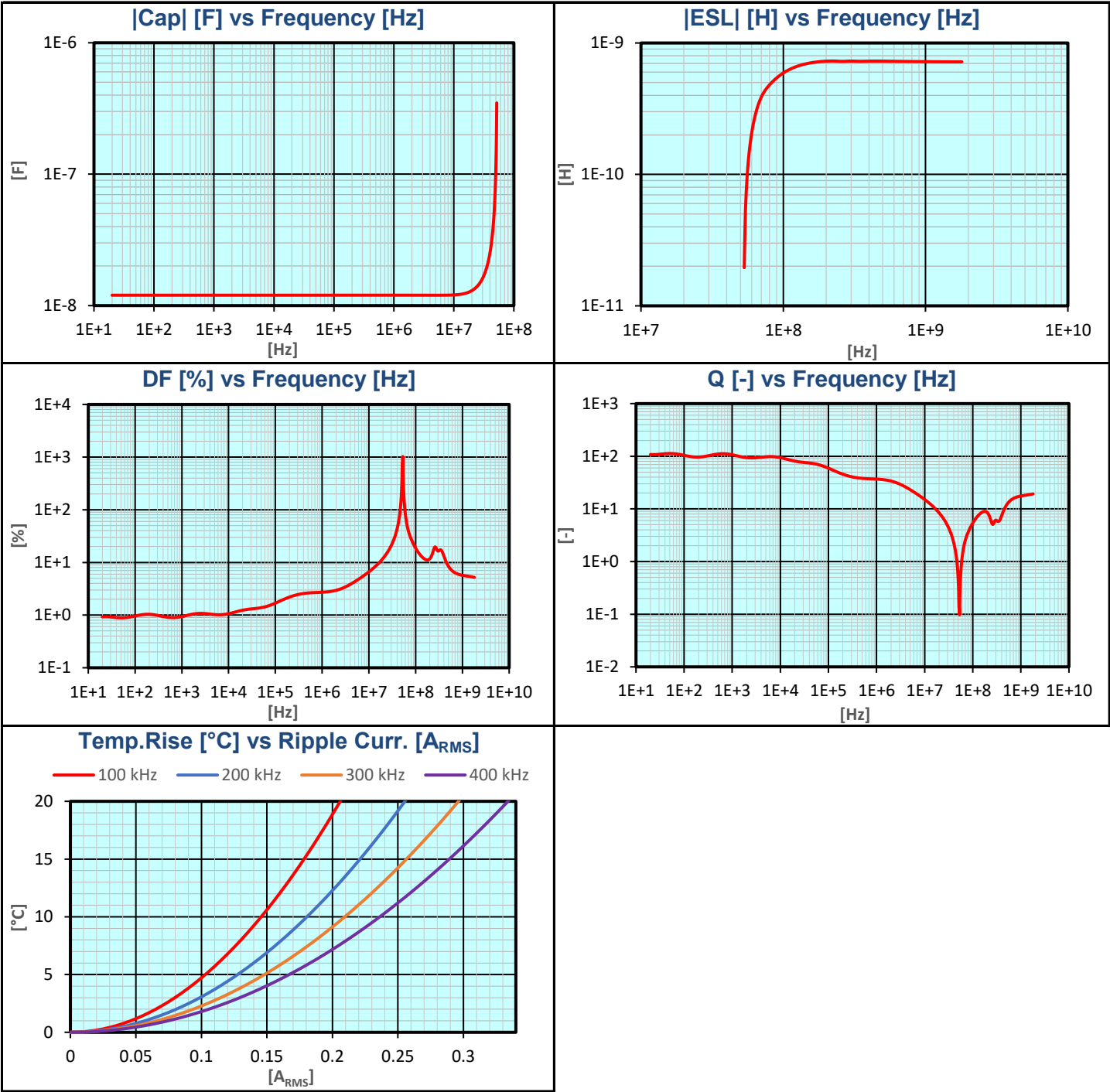
## Basic Specifications

Item	Unit	Spec.	Conditions
Capacitance	nF	9.6 to 14.4	@ 1 kHz, 1 Vrms
DF	%	3 max.	@ 1 kHz, 1 Vrms
IR	G $\Omega$	83.3 min.	@ 25 Vdc, $t = 120$ s
DWV	Vdc	62.5	@ $I \leq 50$ mA, $t \leq 5$ s
Operating Temperature		$-55^{\circ}\text{C}$ to $+125^{\circ}\text{C}$	
Dielectric		X7R	
AEC-Q200		Qualified	
RoHS Compliant		Yes	
Termination		FLEXITERM®	

## Electrical Characteristics



Electrical Characteristics



# 08053C123M4Z2A Datasheet



(0805 25V X7R 12nF ±20% AEC-Q200 FLEXITERM®)

## How To Order

0805	5	C	103	M	A	T	2	A
<b>Size</b> (L" x W")	<b>Voltage</b> 4V = 4 6.3V = 6 10V = Z 16V = Y 25V = 3 50V = 5 100V = 1 200V = 2 500V = 7	<b>Dielectric</b> X7R = C	<b>Capacitance</b> Code (In pF) 2 Sig. Digits + Number of Zeros	<b>Capacitance</b> <b>Tolerance</b> J = ± 5%* K = ±10% M = ± 20%  *≤1µF only, contact factory for additional values	<b>Failure</b> <b>Rate</b> A = Not Applicable 4=Automotive	<b>Terminations</b> T = Plated Ni and Sn Z= FLEXITERM®**  *Optional termination  **See FLEXITERM® X7R section	<b>Packaging</b> 2 = 7" Reel 4 = 13" Reel  <b>Contact</b> <b>Factory For</b> <b>Multiples</b>	<b>Special</b> <b>Code</b> A = Std. Product
NOTE: Contact factory for availability of Termination and Tolerance Options for Specific Part Numbers. Contact factory for non-specified capacitance values.								
NOTICE: Specifications are subject to change without notice. All statements, information and data given herein are beleived to be accurate and reliable, but are presented without guarantee or responsibility of any kind, expressed or implied. Specifications are typical and may not apply to all applications.								