

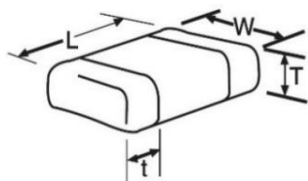
08051C333MAZ2A Datasheet

(0805 100V X7R 33nF $\pm 20\%$ FLEXITERM®)

To download data and simulation models visit: **SpiCAT** ONLINE TOOL



Dimensions

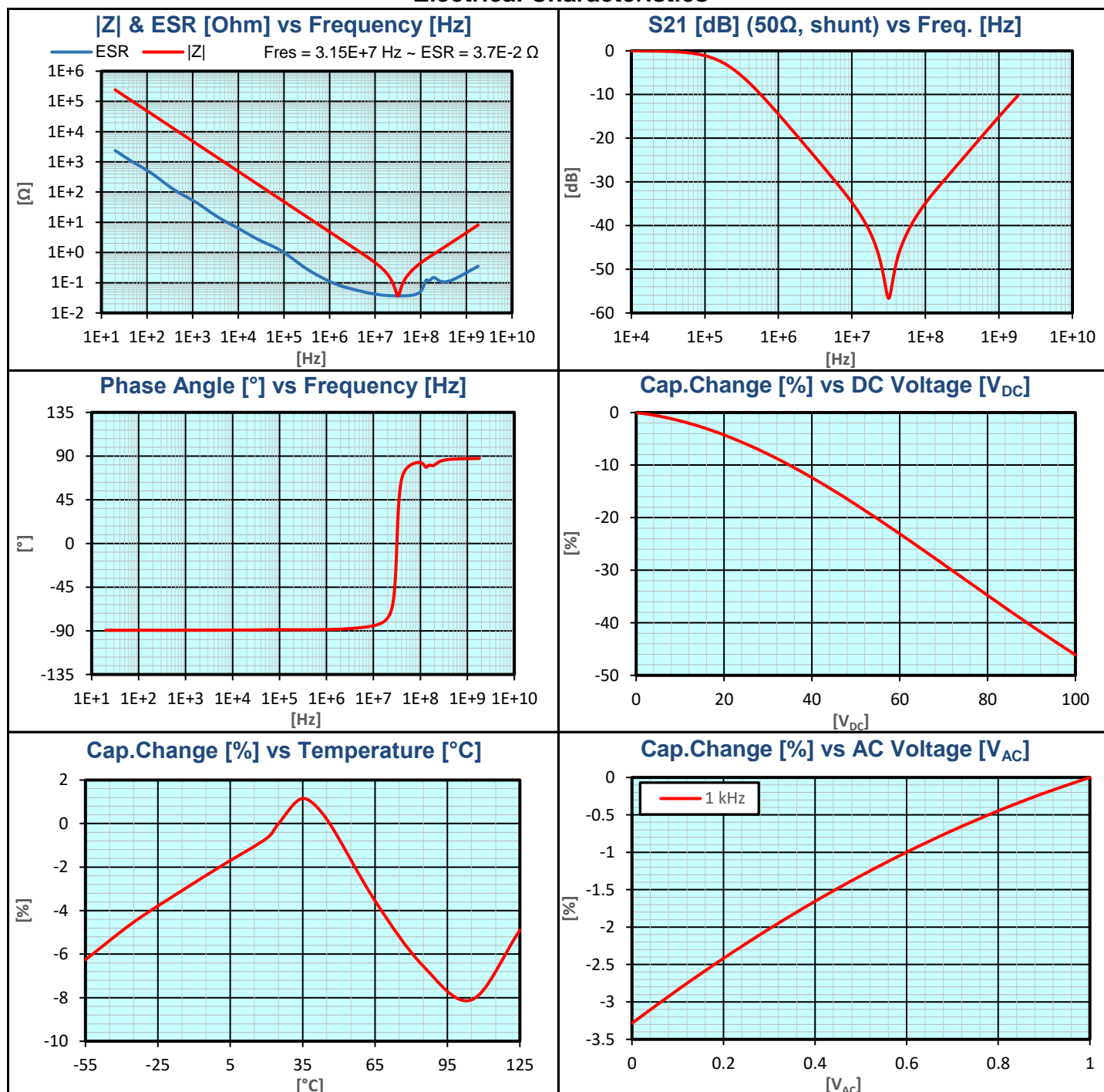


	millimetres	inches
L	2.01 ± 0.2	0.079 ± 0.008
W	1.25 ± 0.2	0.049 ± 0.008
T max.	1.27	0.05
t	0.5 ± 0.25	0.02 ± 0.01

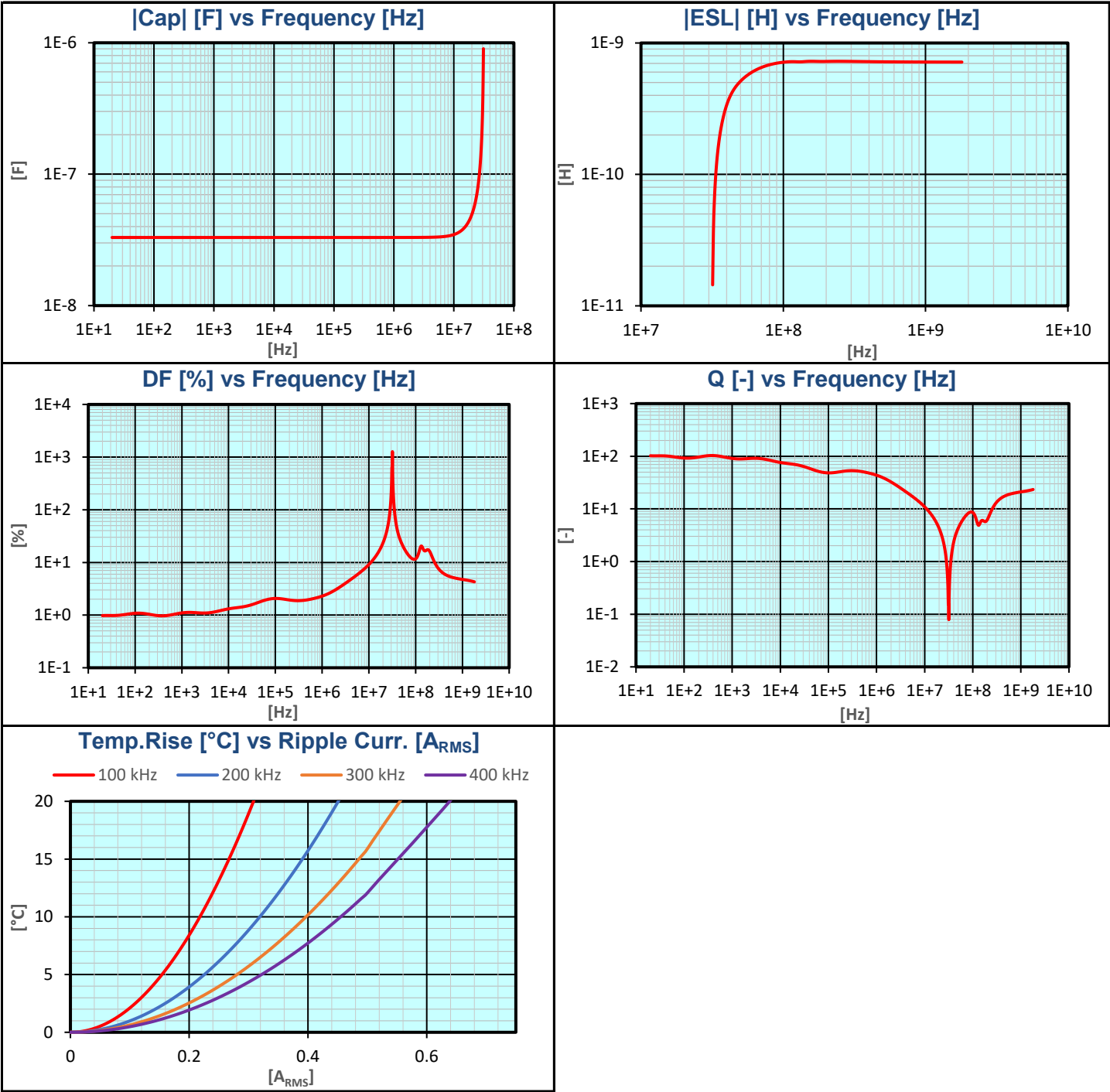
Basic Specifications

Item	Unit	Spec.	Conditions
Capacitance	nF	26.4 to 39.6	@ 1 kHz, 1 Vrms
DF	%	10 max.	@ 1 kHz, 1 Vrms
IR	GΩ	30.3 min.	@ 100 Vdc, t = 120 s
DWV	Vdc	250	@ I ≤ 50mA, t ≤ 5 s
Operating Temperature		-55°C to +125°C	
Dielectric		X7R	
AEC-Q200		Not qualified	
RoHS Compliant		Yes	
Termination		FLEXITERM®	

Electrical Characteristics



Electrical Characteristics



08051C333MAZ2A Datasheet



(0805 100V X7R 33nF ±20% FLEXITERM®)

How To Order

0805 T Size (L" x W")	5 T Voltage 4V = 4 6.3V = 6 10V = Z 16V = Y 25V = 3 50V = 5 100V = 1 200V = 2 500V = 7	C T Dielectric X7R = C	103 T Capacitance Code (In pF) 2 Sig. Digits + Number of Zeros	M T Capacitance Tolerance J = ± 5%* K = ±10% M = ± 20% *≤1µF only, contact factory for additional values	A T Failure Rate A = Not Applicable 4=Automotive	T T Terminations T = Plated Ni and Sn Z= FLEXITERM®** *Optional termination **See FLEXITERM® X7R section	2 T Packaging 2 = 7" Reel 4 = 13" Reel Contact Factory For Multiples	A T Special Code A = Std. Product
NOTE: Contact factory for availability of Termination and Tolerance Options for Specific Part Numbers. Contact factory for non-specified capacitance values.								
NOTICE: Specifications are subject to change without notice. All statements, information and data given herein are beleived to be accurate and reliable, but are presented without guarantee or responsibility of any kind, expressed or implied. Specifications are typical and may not apply to all applications.								