

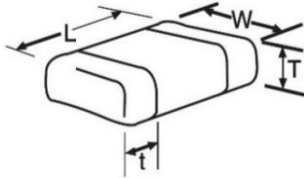
08051C224MAZ2A Datasheet

(0805 100V X7R 220nF $\pm 20\%$ FLEXITERM®)

To download data and simulation models visit: **SpiCAT** ONLINE TOOL



Dimensions

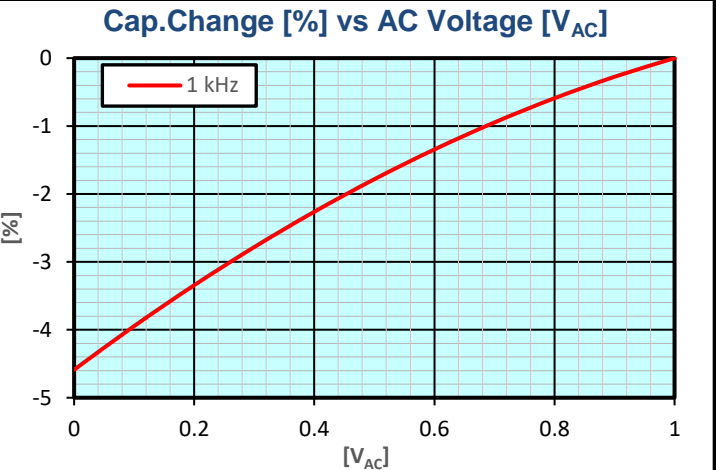
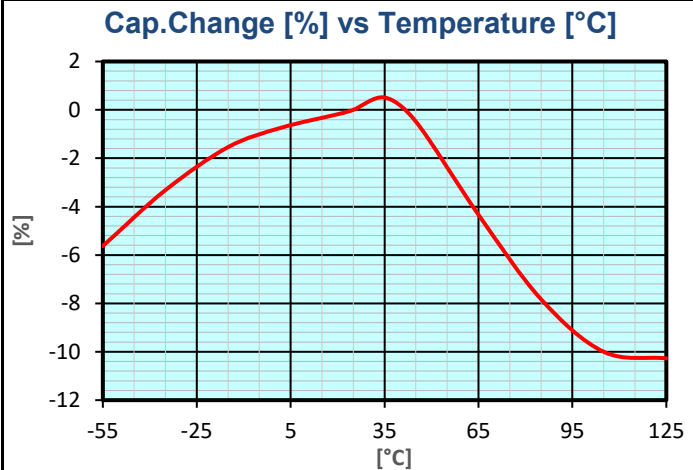
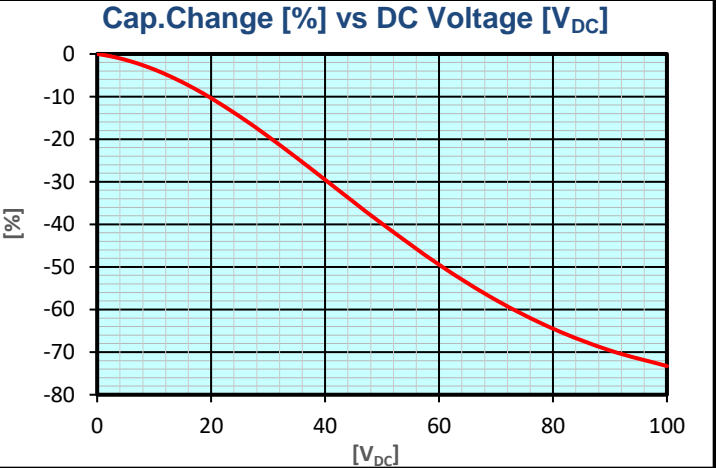
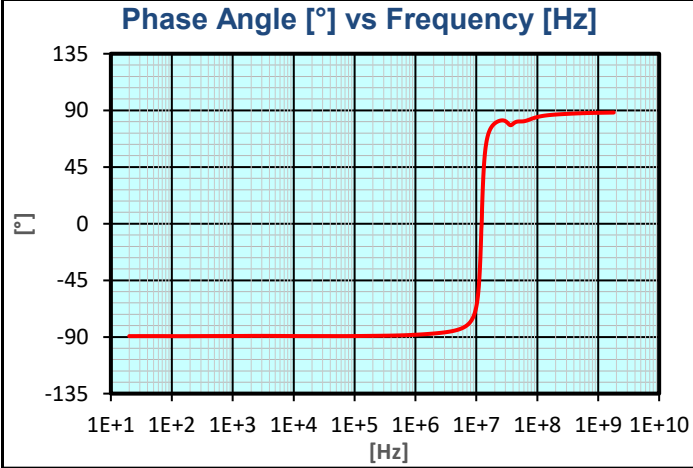
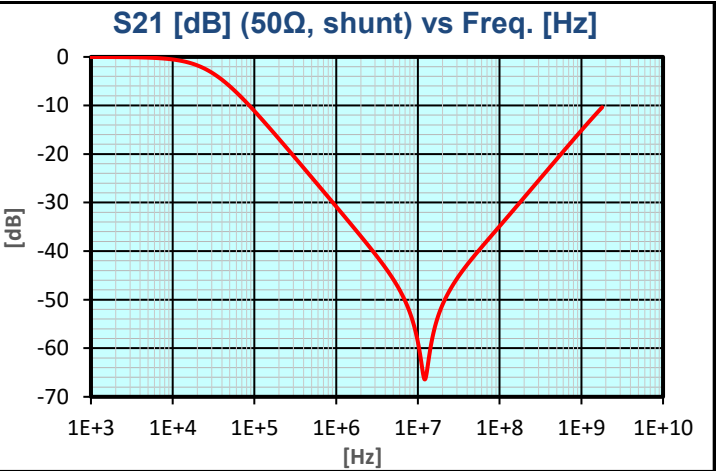
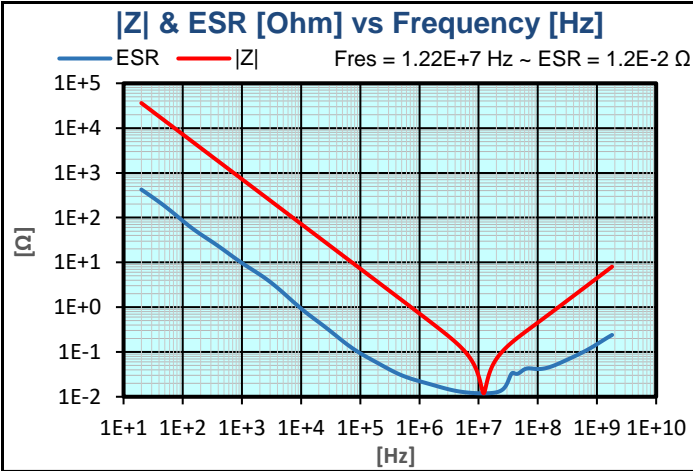


| | millimetres | inches |
|--------|----------------|-------------------|
| L | 2.01 ± 0.2 | 0.079 ± 0.008 |
| W | 1.25 ± 0.2 | 0.049 ± 0.008 |
| T max. | 1.4 | 0.055 |
| t | 0.5 ± 0.25 | 0.02 ± 0.01 |

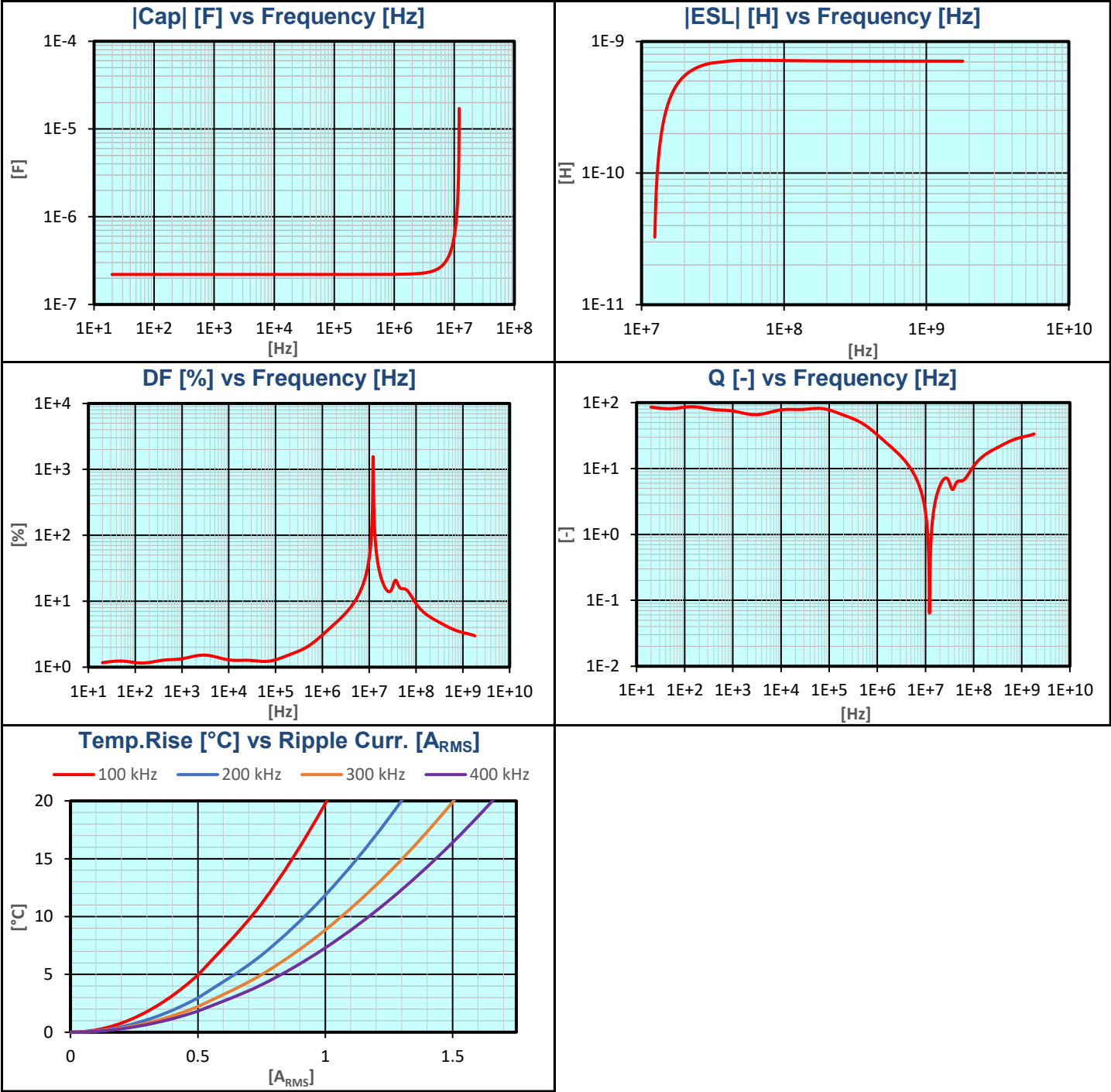
Basic Specifications

| Item | Unit | Spec. | Conditions |
|-----------------------|------|-----------------|----------------------|
| Capacitance | nF | 176 to 264 | @ 1 kHz, 1 Vrms |
| DF | % | 10 max. | @ 1 kHz, 1 Vrms |
| IR | GΩ | 4.5 min. | @ 100 Vdc, t = 120 s |
| DWV | Vdc | 250 | @ I ≤ 50mA, t ≤ 5 s |
| Operating Temperature | | -55°C to +125°C | |
| Dielectric | | X7R | |
| AEC-Q200 | | Not qualified | |
| RoHS Compliant | | Yes | |
| Termination | | FLEXITERM® | |

Electrical Characteristics



Electrical Characteristics



08051C224MAZ2A Datasheet



(0805 100V X7R 220nF ±20% FLEXITERM®)

How To Order

| 0805 | 5 | C | 103 | M | A | T | 2 | A |
|--|--|------------------------------|--|---|--|--|---|--|
| Size (L" x W") | Voltage 4V = 4 6.3V = 6 10V = Z 16V = Y 25V = 3 50V = 5 100V = 1 200V = 2 500V = 7 | Dielectric X7R = C | Capacitance Code (In pF) 2 Sig. Digits + Number of Zeros | Capacitance Tolerance J = ± 5%* K = ±10% M = ± 20% *≤1µF only, contact factory for additional values | Failure Rate A = Not Applicable 4=Automotive | Terminations T = Plated Ni and Sn Z= FLEXITERM®** *Optional termination **See FLEXITERM® X7R section | Packaging 2 = 7" Reel 4 = 13" Reel Contact Factory For Multiples | Special Code A = Std. Product |
| NOTE: Contact factory for availability of Termination and Tolerance Options for Specific Part Numbers. Contact factory for non-specified capacitance values. | | | | | | | | |
| NOTICE: Specifications are subject to change without notice. All statements, information and data given herein are beleived to be accurate and reliable, but are presented without guarantee or responsibility of any kind, expressed or implied. Specifications are typical and may not apply to all applications. | | | | | | | | |