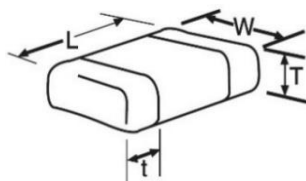


Dimensions

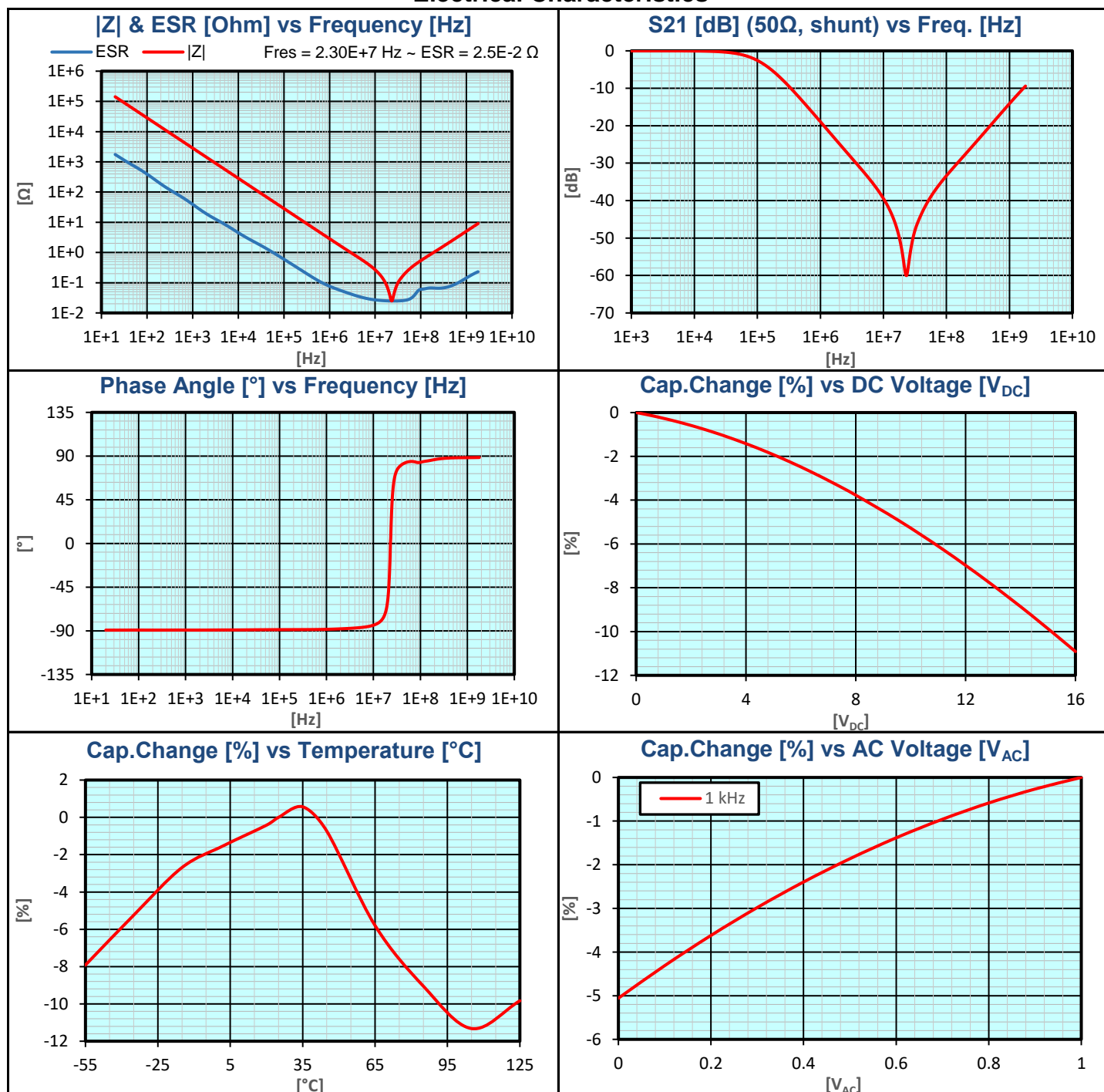


	millimetres	inches
L	1.6 ± 0.15	0.063 ± 0.006
W	0.81 ± 0.15	0.032 ± 0.006
T max.	0.9	0.035
t	0.35 ± 0.15	0.014 ± 0.006

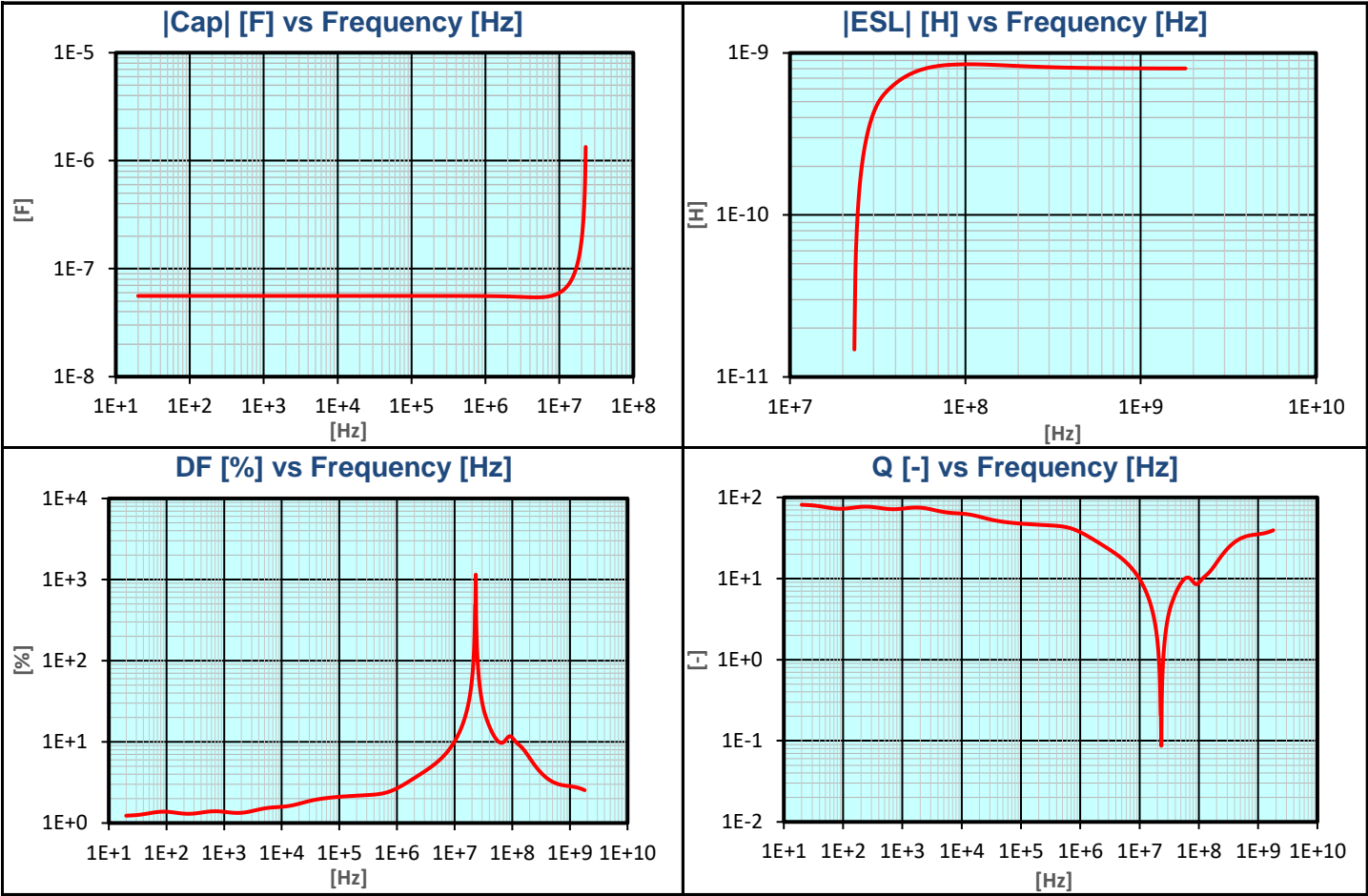
Basic Specifications

Item	Unit	Spec.	Conditions
Capacitance	nF	44.8 to 67.2	@ 1 kHz, 1 Vrms
DF	%	3.5 max.	@ 1 kHz, 1 Vrms
IR	G Ω	17.8 min.	@ 16 Vdc, t = 120 s
DWV	Vdc	40	@ I \leq 50mA, t \leq 5 s
Operating Temperature		-55°C to +125°C	
Dielectric		X7R	
AEC-Q200		Qualified	
RoHS Compliant		Yes	
Termination		Sn	

Electrical Characteristics



Electrical Characteristics



0603YC563M4T2A Datasheet



(0603 16V X7R 56nF ±20% AEC-Q200)

How To Order

0805	5	C	103	M	A	T	2	A
Size (L" x W")	Voltage 4V = 4 6.3V = 6 10V = Z 16V = Y 25V = 3 50V = 5 100V = 1 200V = 2 500V = 7	Dielectric X7R = C	Capacitance Code (In pF) 2 Sig. Digits + Number of Zeros	Capacitance Tolerance J = ± 5%* K = ±10% M = ± 20% *≤1µF only, contact factory for additional values	Failure Rate A = Not Applicable 4=Automotive	Terminations T = Plated Ni and Sn Z= FLEXITERM®** *Optional termination **See FLEXITERM® X7R section	Packaging 2 = 7" Reel 4 = 13" Reel Contact Factory For Multiples	Special Code A = Std. Product
NOTE: Contact factory for availability of Termination and Tolerance Options for Specific Part Numbers. Contact factory for non-specified capacitance values.								
NOTICE: Specifications are subject to change without notice. All statements, information and data given herein are beleived to be accurate and reliable, but are presented without guarantee or responsibility of any kind, expressed or implied. Specifications are typical and may not apply to all applications.								