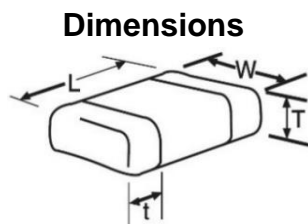


# 06032C102MAZ2A Datasheet

(0603 200V X7R 1nF  $\pm 20\%$  FLEXITERM®)

To download data and simulation models visit: **SpiCAT** ONLINE TOOL

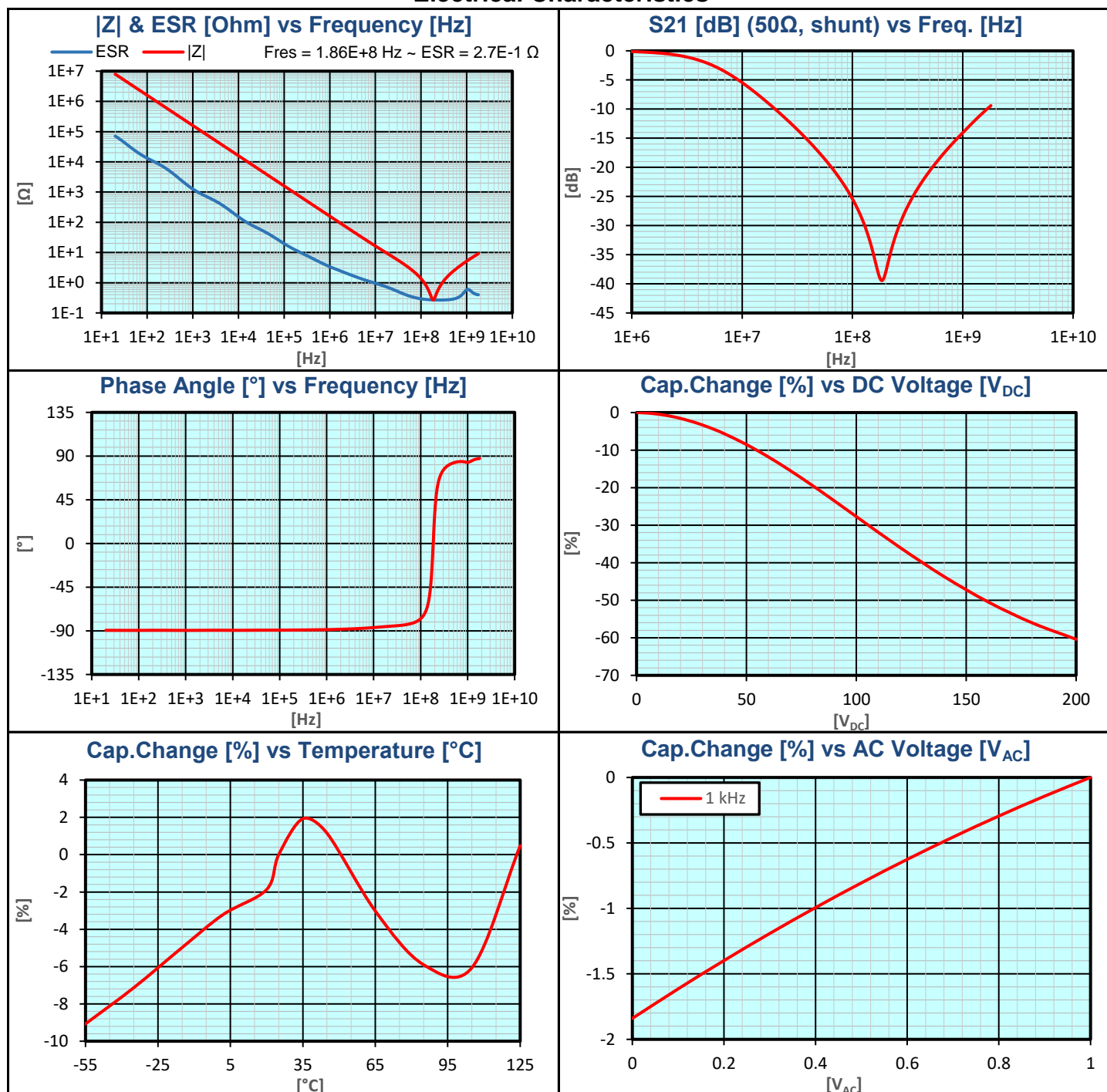


|        | millimetres     | inches            |
|--------|-----------------|-------------------|
| L      | $1.6 \pm 0.15$  | $0.063 \pm 0.006$ |
| W      | $0.81 \pm 0.15$ | $0.032 \pm 0.006$ |
| T max. | 0.9             | 0.035             |
| t      | $0.35 \pm 0.15$ | $0.014 \pm 0.006$ |

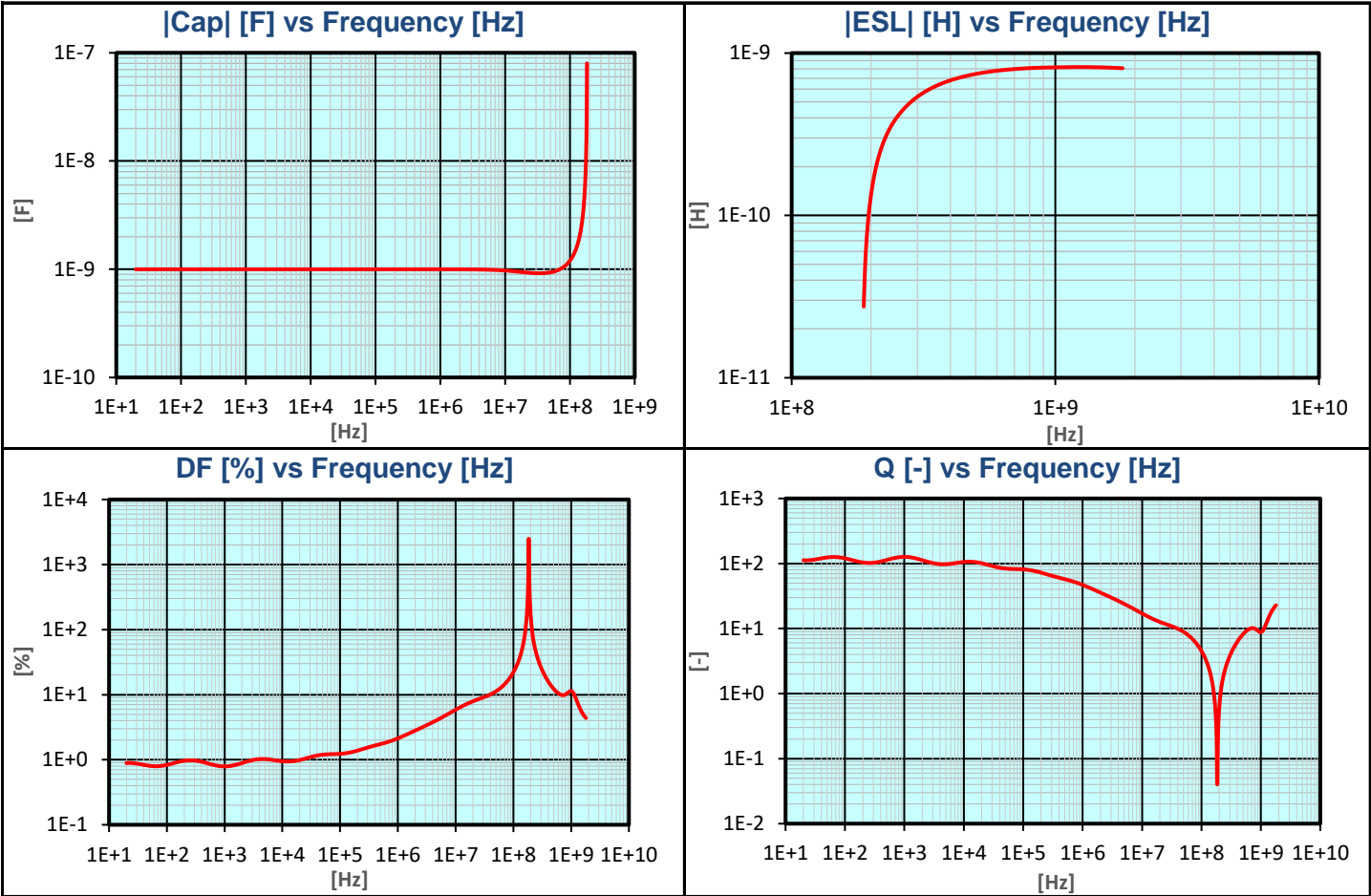
## Basic Specifications

| Item                  | Unit | Spec.           | Conditions                       |
|-----------------------|------|-----------------|----------------------------------|
| Capacitance           | nF   | 0.8 to 1.2      | @ 1 kHz, 1 Vrms                  |
| DF                    | %    | 10 max.         | @ 1 kHz, 1 Vrms                  |
| IR                    | GΩ   | 100 min.        | @ 200 Vdc, t = 120 s             |
| DWV                   | Vdc  | 500             | @ $I \leq 50\text{mA}$ , t ≤ 5 s |
| Operating Temperature |      | -55°C to +125°C |                                  |
| Dielectric            |      | X7R             |                                  |
| AEC-Q200              |      | Not qualified   |                                  |
| RoHS Compliant        |      | Yes             |                                  |
| Termination           |      | FLEXITERM®      |                                  |

## Electrical Characteristics



Electrical Characteristics



# 06032C102MAZ2A Datasheet



(0603 200V X7R 1nF ±20% FLEXITERM®)

## How To Order

|  |   |   |   |  |   |   |  |   |
|--|---|---|---|--|---|---|--|---|
| <b>0805</b><br>T<br><b>Size</b><br>(L" x W")   | <b>5</b><br>T<br><b>Voltage</b><br>4V = 4<br>6.3V = 6<br>10V = Z<br>16V = Y<br>25V = 3<br>50V = 5<br>100V = 1<br>200V = 2<br>500V = 7 | <b>C</b><br>T<br><b>Dielectric</b><br>X7R = C | <b>103</b><br>T<br><b>Capacitance</b><br>Code (In pF)<br>2 Sig. Digits +<br>Number of Zeros | <b>M</b><br>T<br><b>Capacitance</b><br><b>Tolerance</b><br>J = ± 5%*<br>K = ±10%<br>M = ± 20%<br><br>*≤1µF only,<br>contact factory for<br>additional values | <b>A</b><br>T<br><b>Failure</b><br><b>Rate</b><br>A = Not<br>Applicable<br>4=Automotive | <b>T</b><br>T<br><b>Terminations</b><br>T = Plated Ni and Sn<br>Z= FLEXITERM®**<br><br>*Optional termination<br><br>**See FLEXITERM®<br>X7R section | <b>2</b><br>T<br><b>Packaging</b><br>2 = 7" Reel<br>4 = 13" Reel<br><br><b>Contact</b><br><b>Factory For</b><br><b>Multiples</b> | <b>A</b><br>T<br><b>Special</b><br><b>Code</b><br>A = Std.<br>Product |
| NOTE: Contact factory for availability of Termination and Tolerance Options for Specific Part Numbers.<br>Contact factory for non-specified capacitance values.  |   |   |   |  |   |   |  |   |
| NOTICE: Specifications are subject to change without notice. All statements, information and data given herein are beleived to be accurate and reliable, but are<br>presented without guarantee or responsibility of any kind, expressed or implied. Specifications are typical and may not apply to all applications. |   |   |   |  |   |   |  |   |