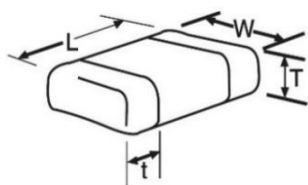


(0603 100V X7R 220pF  $\pm 5\%$ )

## Dimensions

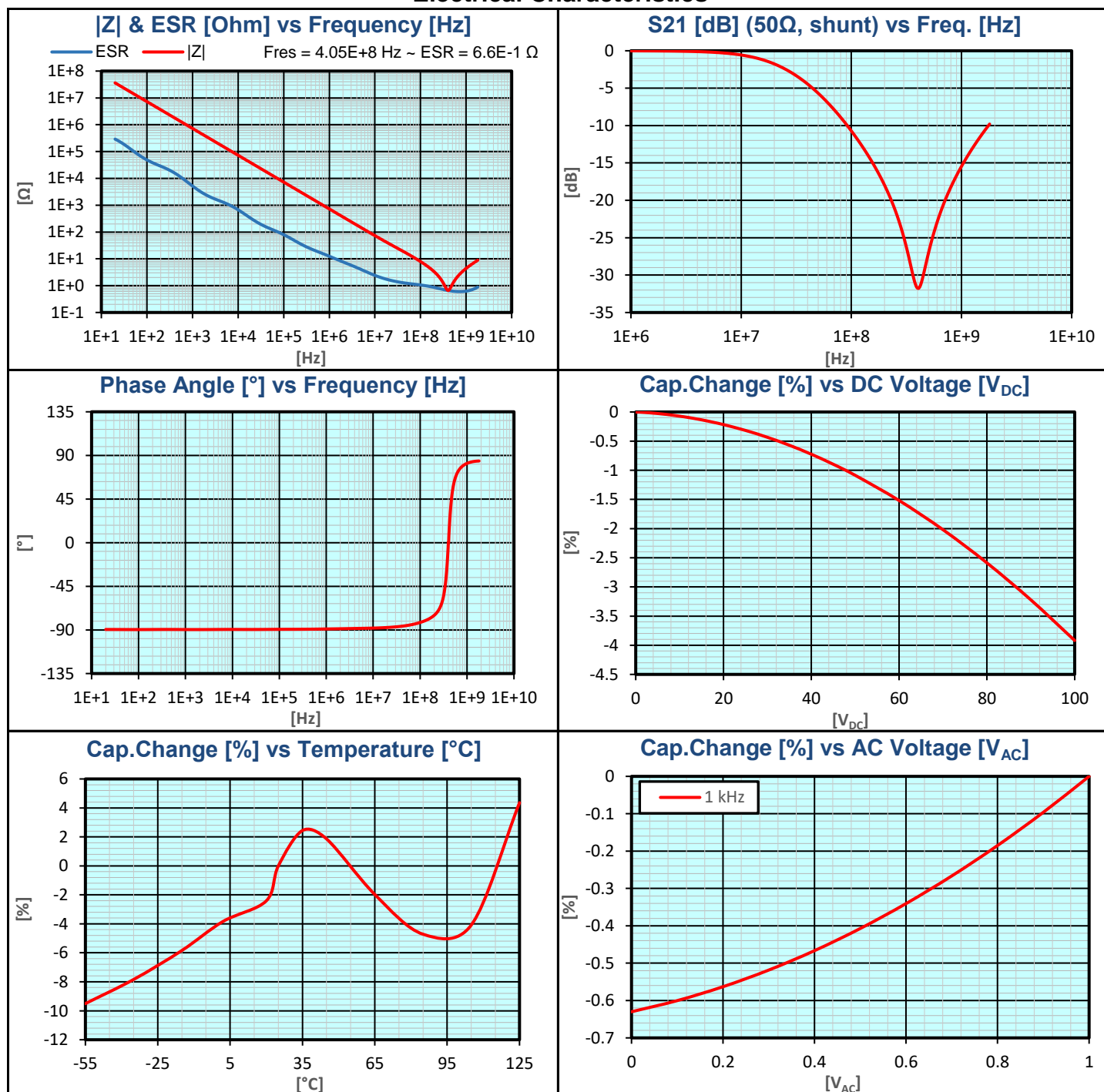


	millimetres	inches
L	$1.6 \pm 0.15$	$0.063 \pm 0.006$
W	$0.81 \pm 0.15$	$0.032 \pm 0.006$
T max.	0.9	0.035
t	$0.35 \pm 0.15$	$0.014 \pm 0.006$

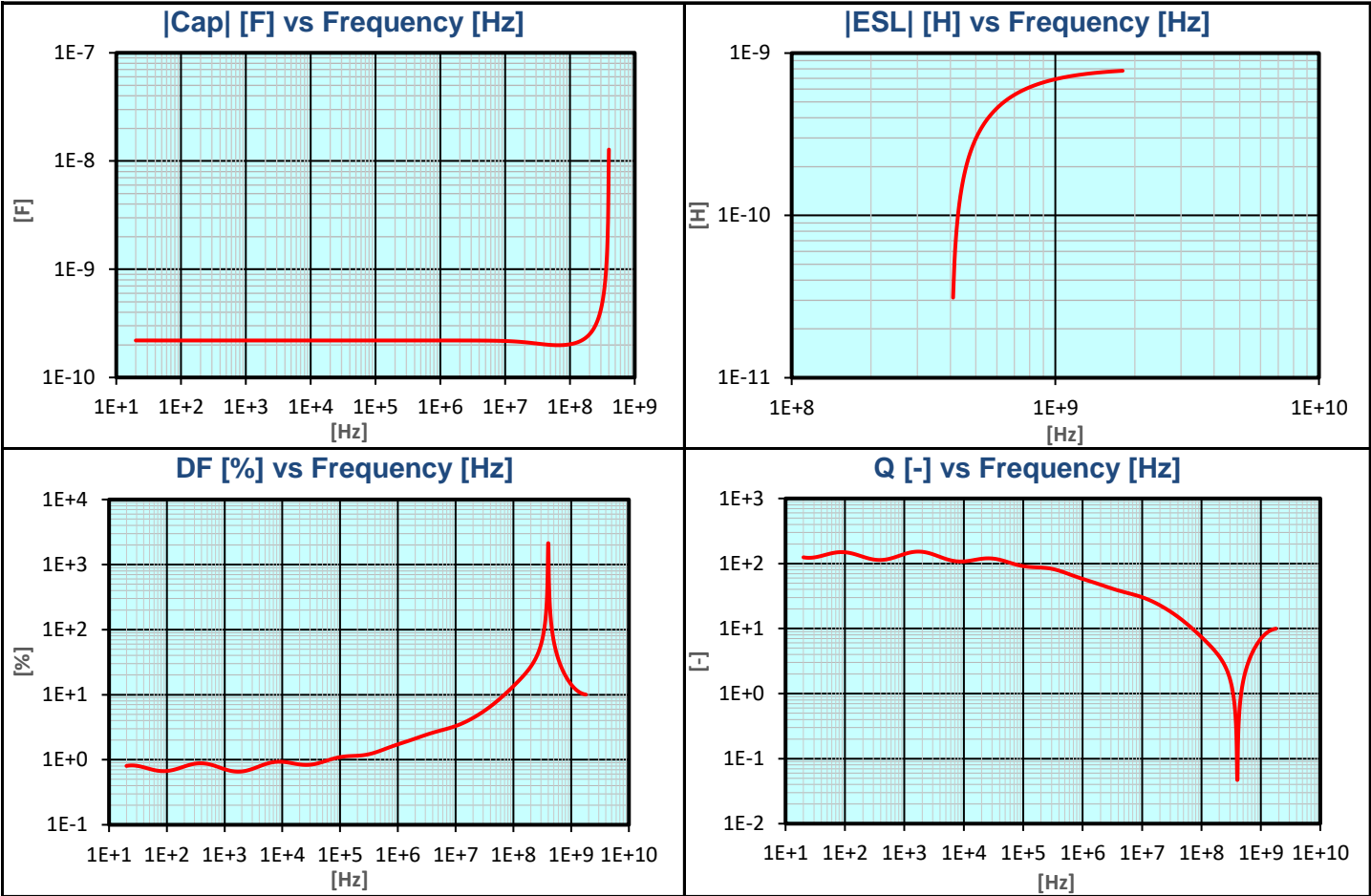
## Basic Specifications

Item	Unit	Spec.	Conditions
Capacitance	pF	209 to 231	@ 1 kHz, 1 Vrms
DF	%	10 max.	@ 1 kHz, 1 Vrms
IR	G $\Omega$	100 min.	@ 100 Vdc, t = 120 s
DWV	Vdc	250	@ I $\leq$ 50mA, t $\leq$ 5 s
Operating Temperature		-55°C to +125°C	
Dielectric		X7R	
AEC-Q200		Not qualified	
RoHS Compliant		Yes	
Termination		Sn	

## Electrical Characteristics



Electrical Characteristics



# 06031C221JAT2A Datasheet



(0603 100V X7R 220pF ±5%)

## How To Order

<b>0805</b> T <b>Size</b> (L" x W")	<b>5</b> T <b>Voltage</b> 4V = 4 6.3V = 6 10V = Z 16V = Y 25V = 3 50V = 5 100V = 1 200V = 2 500V = 7	<b>C</b> T <b>Dielectric</b> X7R = C	<b>103</b> T <b>Capacitance</b> Code (In pF) 2 Sig. Digits + Number of Zeros	<b>M</b> T <b>Capacitance</b> <b>Tolerance</b> J = ± 5%* K = ±10% M = ± 20%  *≤1µF only, contact factory for additional values	<b>A</b> T <b>Failure</b> <b>Rate</b> A = Not Applicable 4=Automotive	<b>T</b> T <b>Terminations</b> T = Plated Ni and Sn Z= FLEXITERM®**  *Optional termination  **See FLEXITERM® X7R section	<b>2</b> T <b>Packaging</b> 2 = 7" Reel 4 = 13" Reel  <b>Contact</b> <b>Factory For</b> <b>Multiples</b>	<b>A</b> T <b>Special</b> <b>Code</b> A = Std. Product
NOTE: Contact factory for availability of Termination and Tolerance Options for Specific Part Numbers. Contact factory for non-specified capacitance values.								
NOTICE: Specifications are subject to change without notice. All statements, information and data given herein are beleived to be accurate and reliable, but are presented without guarantee or responsibility of any kind, expressed or implied. Specifications are typical and may not apply to all applications.								