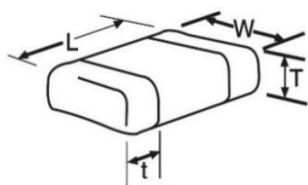


(0402 10V X7R 22nF $\pm 5\%$)

Dimensions

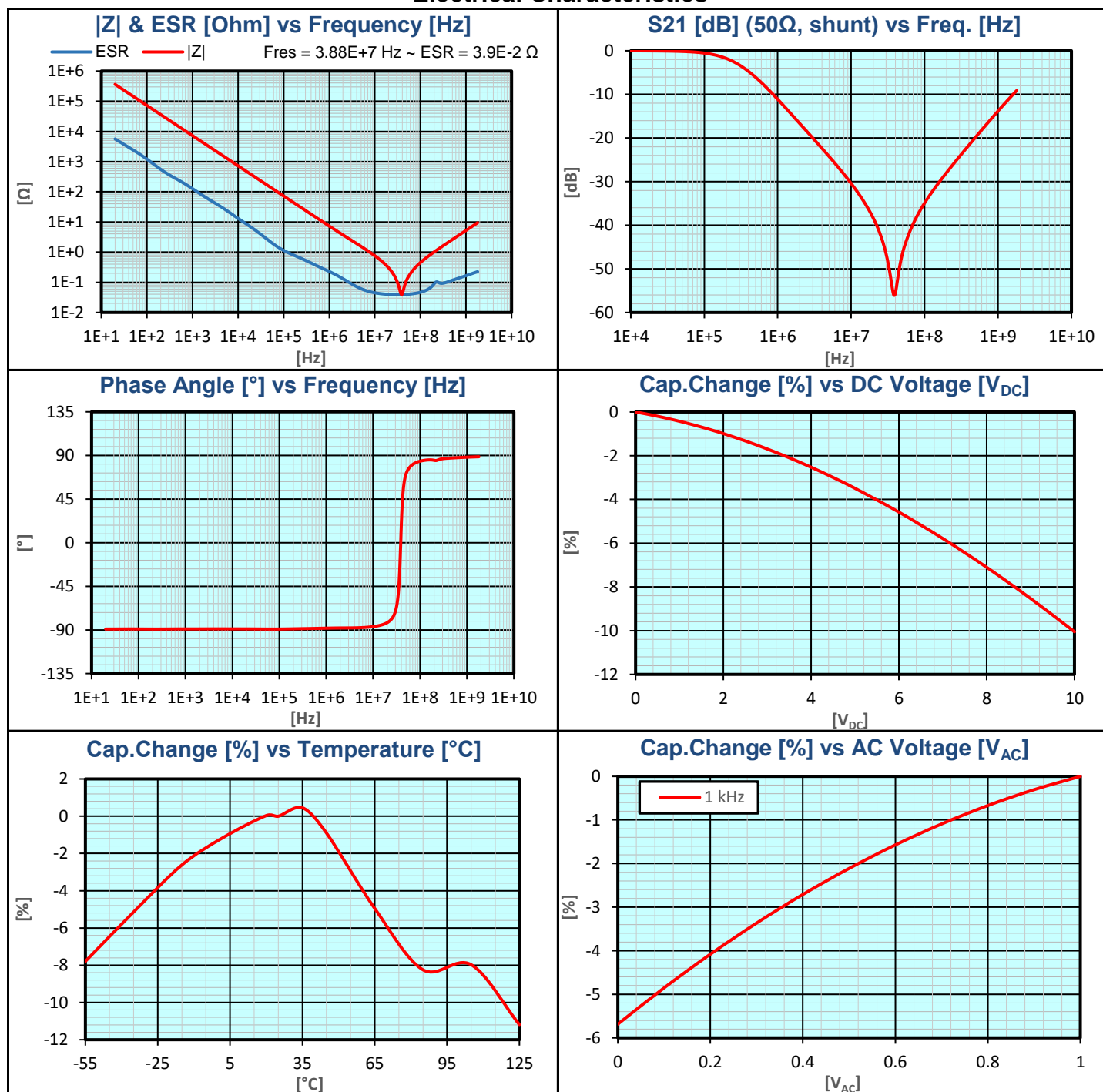


	millimetres	inches
L	1 ± 0.1	0.039 ± 0.004
W	0.5 ± 0.1	0.02 ± 0.004
T max.	0.56	0.022
t	0.25 ± 0.15	0.01 ± 0.006

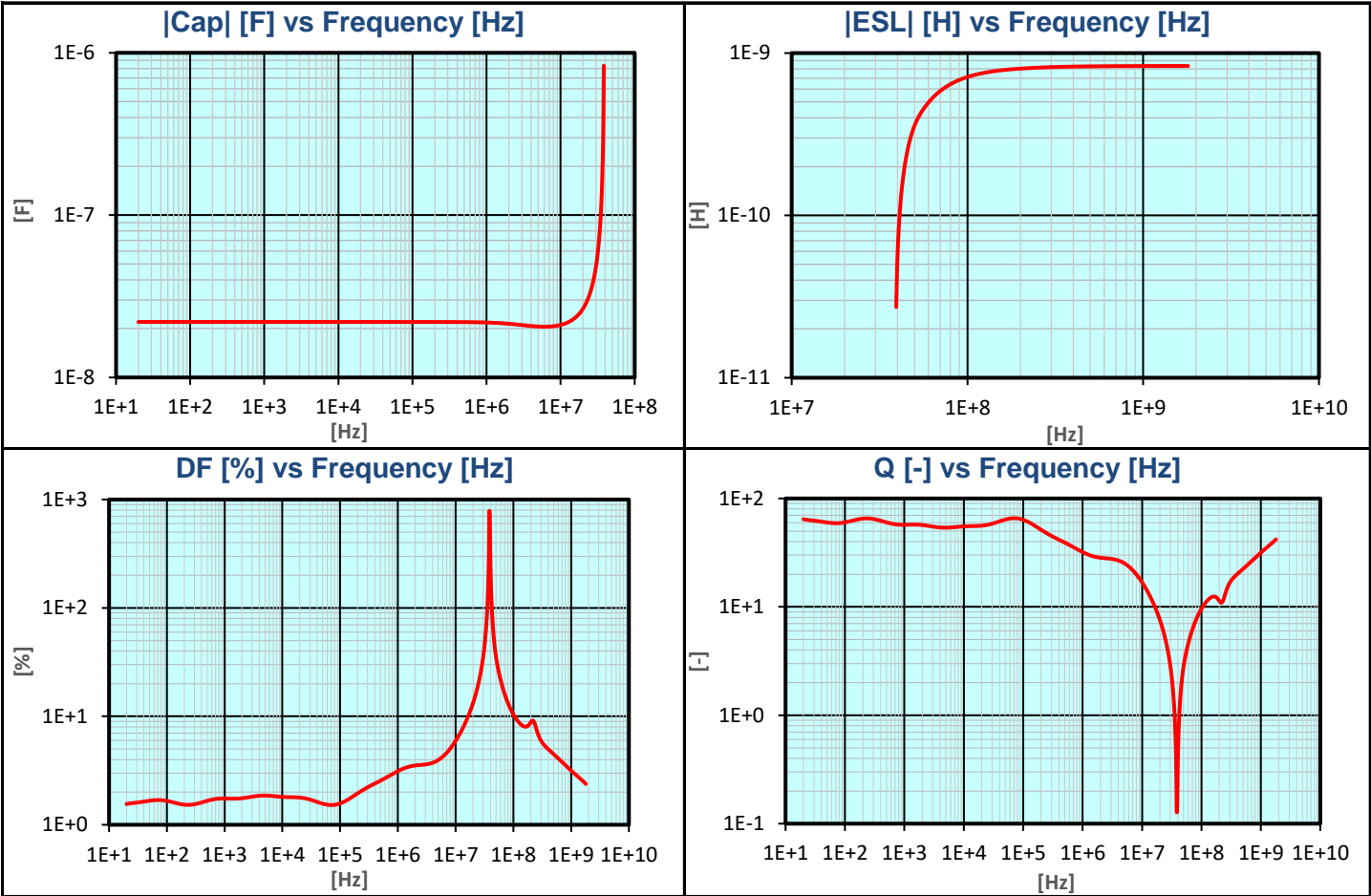
Basic Specifications

Item	Unit	Spec.	Conditions
Capacitance	nF	20.9 to 23.1	@ 1 kHz, 1 Vrms
DF	%	12.5 max.	@ 1 kHz, 1 Vrms
IR	G Ω	45.4 min.	@ 10 Vdc, $t = 120$ s
DWV	Vdc	25	@ $I \leq 50$ mA, $t \leq 5$ s
Operating Temperature		-55°C to +125°C	
Dielectric		X7R	
AEC-Q200		Not qualified	
RoHS Compliant		Yes	
Termination		Sn	

Electrical Characteristics



Electrical Characteristics



0402ZC223JAT2A Datasheet



(0402 10V X7R 22nF ±5%)

How To Order

0805	5	C	103	M	A	T	2	A
Size (L" x W")	Voltage 4V = 4 6.3V = 6 10V = Z 16V = Y 25V = 3 50V = 5 100V = 1 200V = 2 500V = 7	Dielectric X7R = C	Capacitance Code (In pF) 2 Sig. Digits + Number of Zeros	Capacitance Tolerance J = ± 5%* K = ±10% M = ± 20% *≤1µF only, contact factory for additional values	Failure Rate A = Not Applicable 4=Automotive	Terminations T = Plated Ni and Sn Z= FLEXITERM®** *Optional termination **See FLEXITERM® X7R section	Packaging 2 = 7" Reel 4 = 13" Reel Contact Factory For Multiples	Special Code A = Std. Product
NOTE: Contact factory for availability of Termination and Tolerance Options for Specific Part Numbers. Contact factory for non-specified capacitance values.								
NOTICE: Specifications are subject to change without notice. All statements, information and data given herein are beleived to be accurate and reliable, but are presented without guarantee or responsibility of any kind, expressed or implied. Specifications are typical and may not apply to all applications.								