

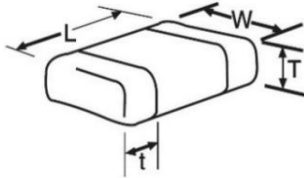
04025C221J4Z2A Datasheet

To download data and
simulation models visit: **SpiCAT**
ONLINE TOOL



(0402 50V X7R 220pF $\pm 5\%$ AEC-Q200 FLEXITERM®)

Dimensions

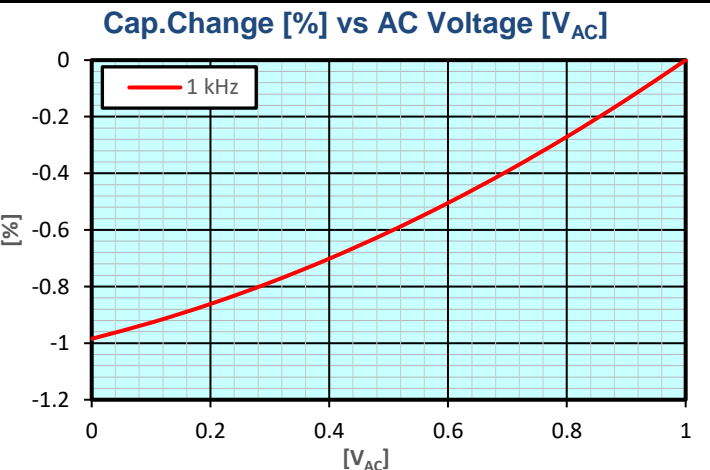
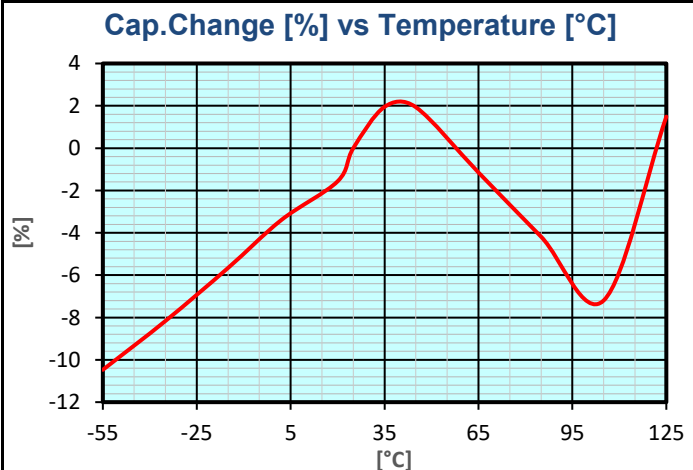
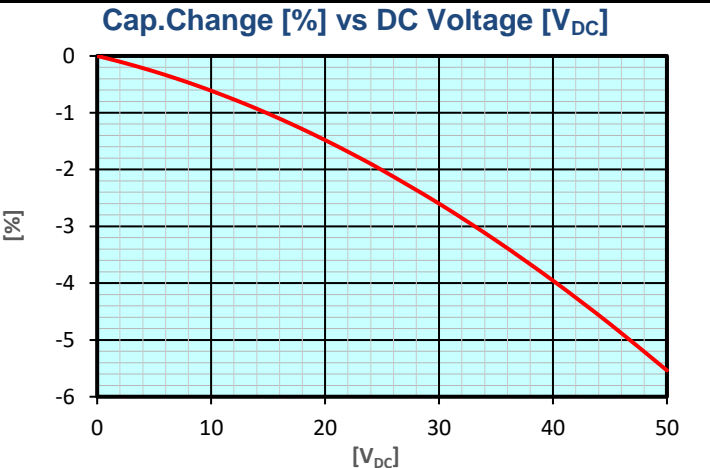
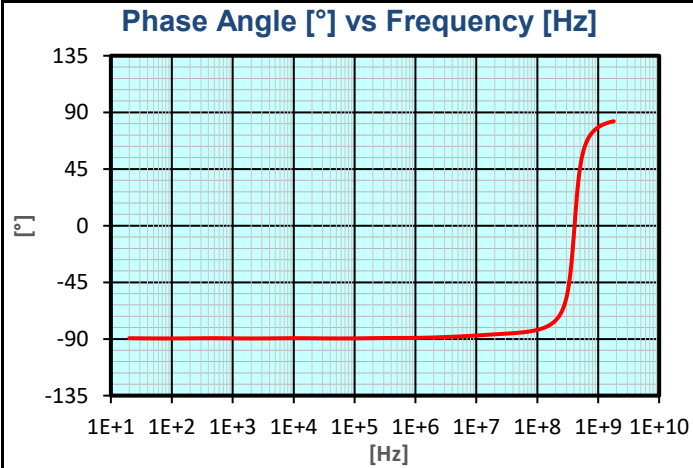
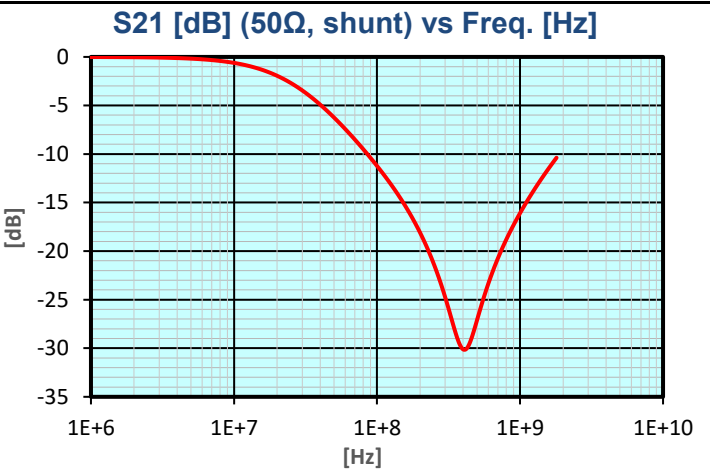
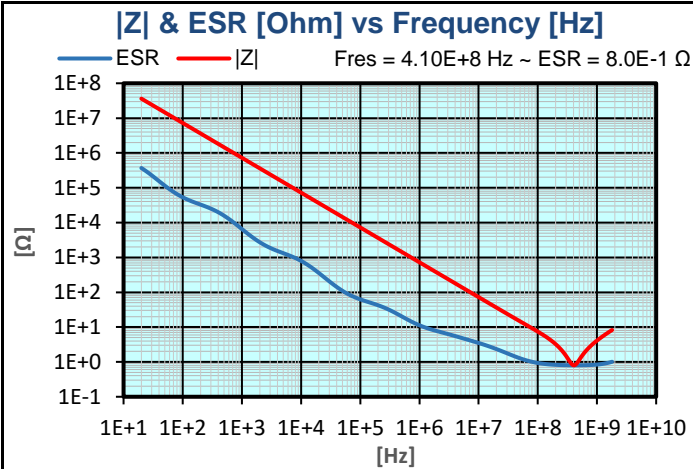


	millimetres	inches
L	1 ± 0.1	0.039 ± 0.004
W	0.5 ± 0.1	0.02 ± 0.004
T max.	0.56	0.022
t	0.25 ± 0.15	0.01 ± 0.006

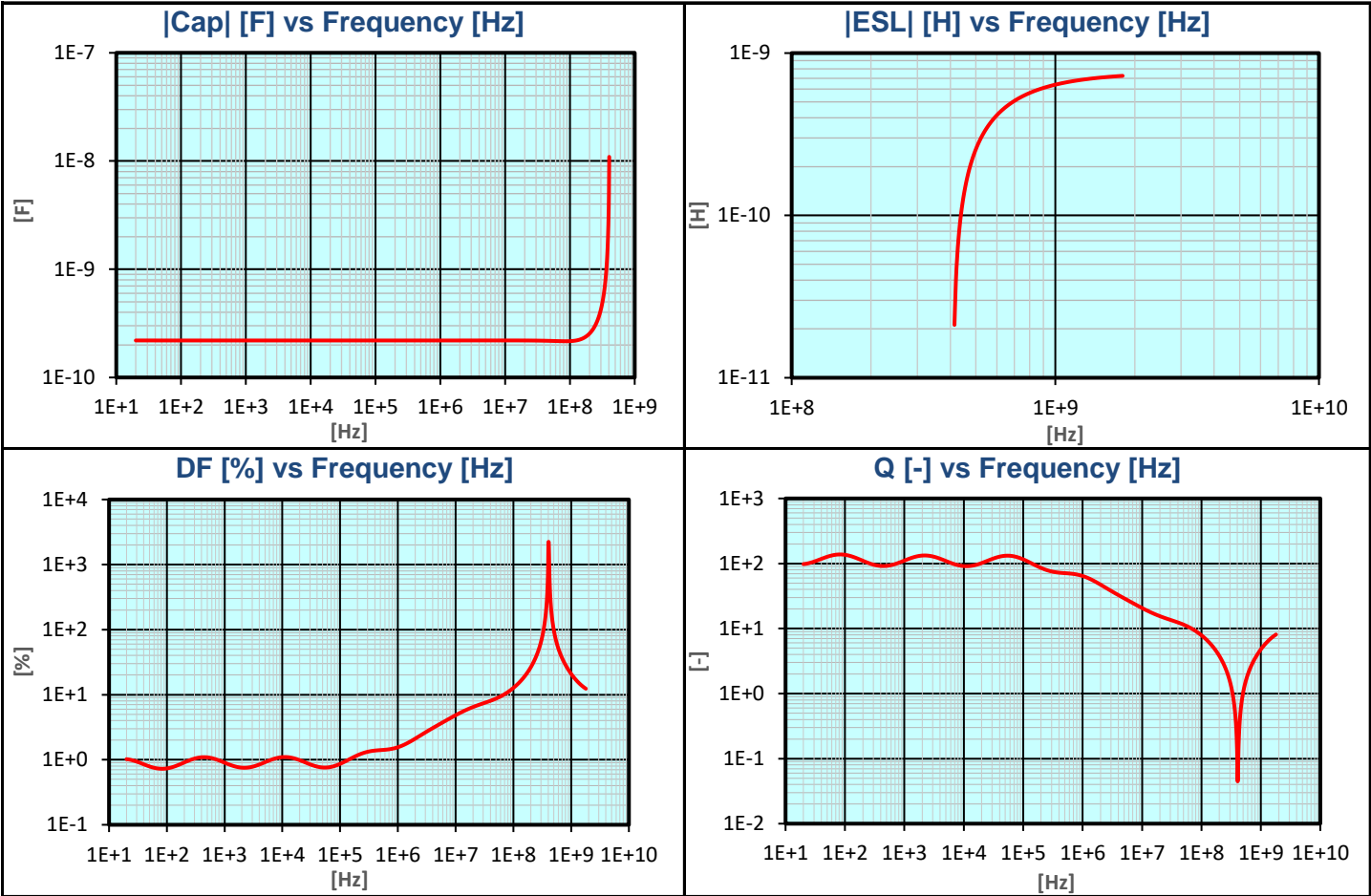
Basic Specifications

Item	Unit	Spec.	Conditions
Capacitance	pF	209 to 231	@ 1 kHz, 1 Vrms
DF	%	2.5 max.	@ 1 kHz, 1 Vrms
IR	G Ω	100 min.	@ 50 Vdc, t = 120 s
DWV	Vdc	125	@ $I \leq 50\text{mA}$, t ≤ 5 s
Operating Temperature		-55°C to +125°C	
Dielectric		X7R	
AEC-Q200		Qualified	
RoHS Compliant		Yes	
Termination		FLEXITERM®	

Electrical Characteristics



Electrical Characteristics



04025C221J4Z2A Datasheet



(0402 50V X7R 220pF ±5% AEC-Q200 FLEXITERM®)

How To Order

0805	5	C	103	M	A	T	2	A
Size (L" x W")	Voltage 4V = 4 6.3V = 6 10V = Z 16V = Y 25V = 3 50V = 5 100V = 1 200V = 2 500V = 7	Dielectric X7R = C	Capacitance Code (In pF) 2 Sig. Digits + Number of Zeros	Capacitance Tolerance J = ± 5%* K = ±10% M = ± 20% *≤1µF only, contact factory for additional values	Failure Rate A = Not Applicable 4=Automotive	Terminations T = Plated Ni and Sn Z= FLEXITERM®** *Optional termination **See FLEXITERM® X7R section	Packaging 2 = 7" Reel 4 = 13" Reel Contact Factory For Multiples	Special Code A = Std. Product
NOTE: Contact factory for availability of Termination and Tolerance Options for Specific Part Numbers. Contact factory for non-specified capacitance values.								
NOTICE: Specifications are subject to change without notice. All statements, information and data given herein are beleived to be accurate and reliable, but are presented without guarantee or responsibility of any kind, expressed or implied. Specifications are typical and may not apply to all applications.								