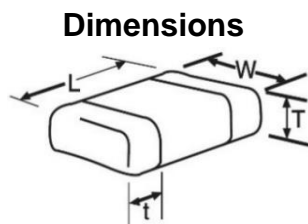


# 04023C331K4T2A Datasheet

(0402 25V X7R 330pF  $\pm 10\%$  AEC-Q200)

To download data and simulation models visit: **SpiCAT** ONLINE TOOL

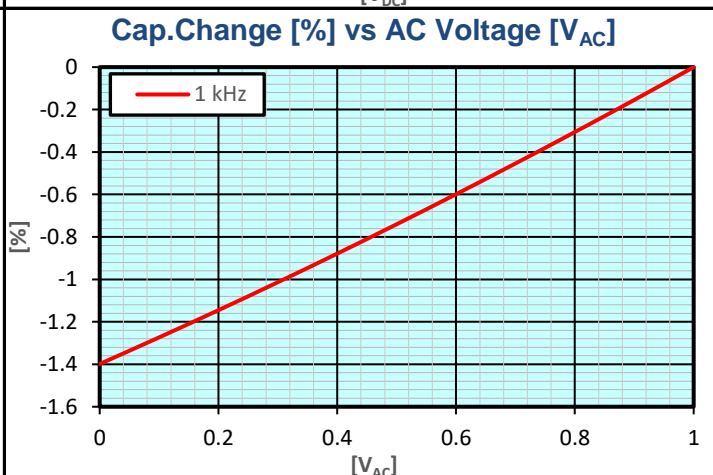
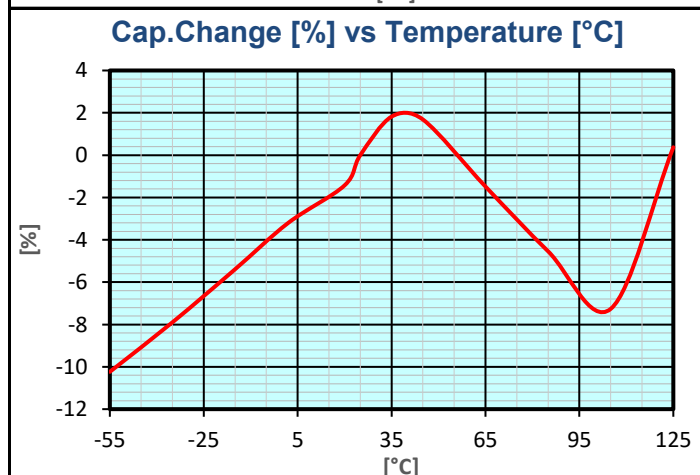
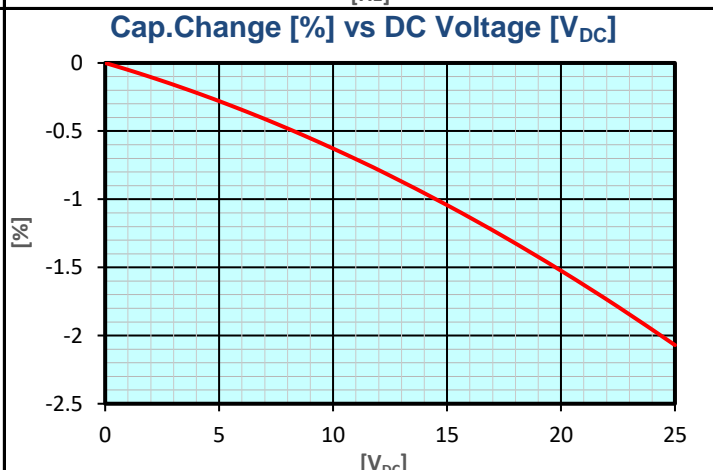
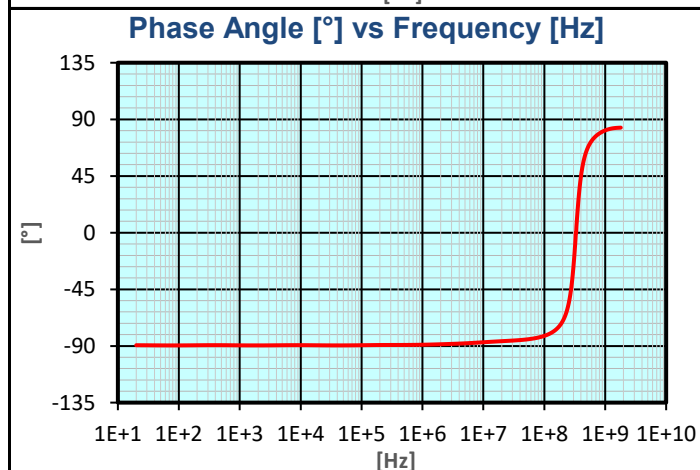
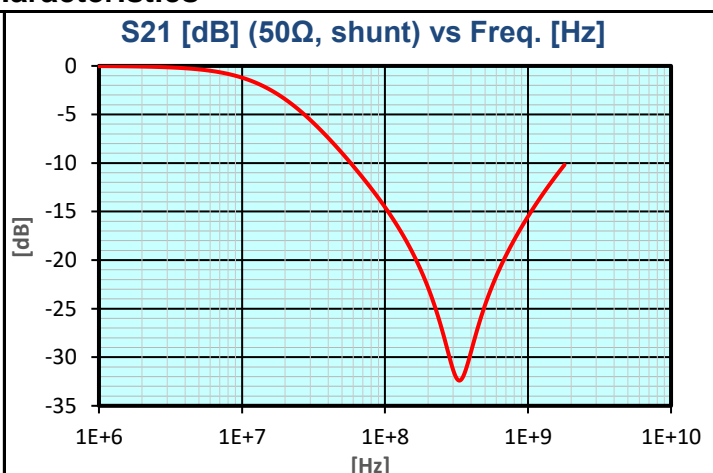
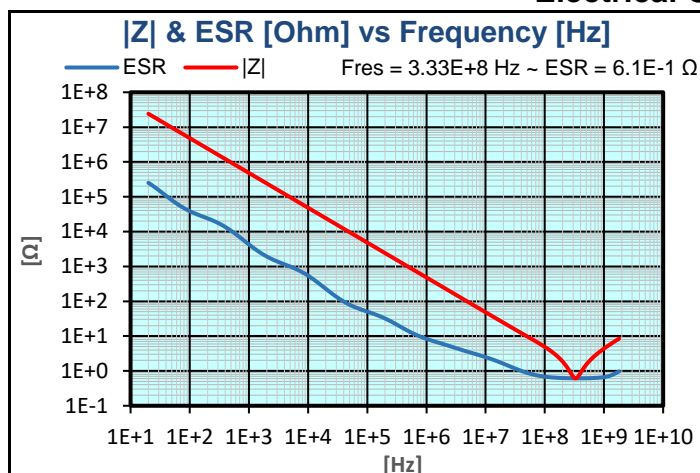


	millimetres	inches
L	$1 \pm 0.1$	$0.039 \pm 0.004$
W	$0.5 \pm 0.1$	$0.02 \pm 0.004$
T max.	0.56	0.022
t	$0.25 \pm 0.15$	$0.01 \pm 0.006$

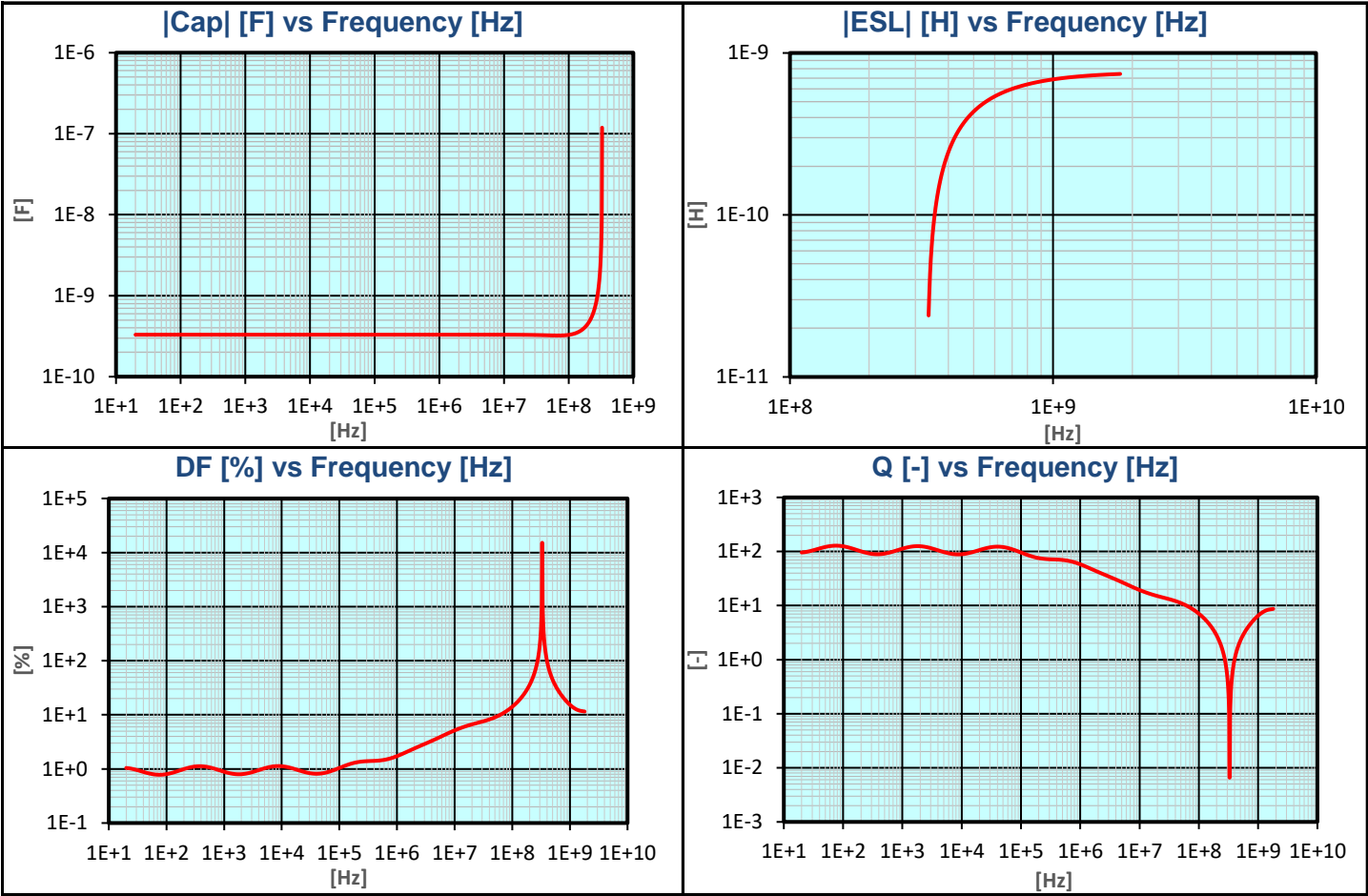
## Basic Specifications

Item	Unit	Spec.	Conditions
Capacitance	pF	297 to 363	@ 1 kHz, 1 Vrms
DF	%	3 max.	@ 1 kHz, 1 Vrms
IR	G $\Omega$	100 min.	@ 25 Vdc, t = 120 s
DWV	Vdc	62.5	@ $I \leq 50\text{mA}$ , t $\leq 5$ s
Operating Temperature		-55°C to +125°C	
Dielectric		X7R	
AEC-Q200		Qualified	
RoHS Compliant		Yes	
Termination		Sn	

## Electrical Characteristics



Electrical Characteristics



# 04023C331K4T2A Datasheet



(0402 25V X7R 330pF ±10% AEC-Q200)

## How To Order

<div>0805</div> <div>Size (L" x W")</div>	<div>5</div> <div>Voltage</div> <div>4V = 4 6.3V = 6 10V = Z 16V = Y 25V = 3 50V = 5 100V = 1 200V = 2 500V = 7</div>	<div>C</div> <div>Dielectric</div> <div>X7R = C</div>	<div>103</div> <div>Capacitance Code (In pF) 2 Sig. Digits + Number of Zeros</div>	<div>M</div> <div>Capacitance Tolerance</div> <div>J = ± 5%* K = ±10% M = ± 20%</div> <div>*≤1µF only, contact factory for additional values</div>	<div>A</div> <div>Failure Rate</div> <div>A = Not Applicable 4=Automotive</div>	<div>T</div> <div>Terminations</div> <div>T = Plated Ni and Sn Z= FLEXITERM®** *Optional termination **See FLEXITERM® X7R section</div>	<div>2</div> <div>Packaging</div> <div>2 = 7" Reel 4 = 13" Reel</div> <div>Contact Factory For Multiples</div>	<div>A</div> <div>Special Code</div> <div>A = Std. Product</div>
<div>NOTE: Contact factory for availability of Termination and Tolerance Options for Specific Part Numbers. Contact factory for non-specified capacitance values.</div>								
<div>NOTICE: Specifications are subject to change without notice. All statements, information and data given herein are beleived to be accurate and reliable, but are presented without guarantee or responsibility of any kind, expressed or implied. Specifications are typical and may not apply to all applications.</div>								