VCAS120634N770RP

(1206, 34Vdc, 1.1J, 200A, 400pF, Sn Term)

Multilayer Chip Varistor Datasheet

BASIC SPECIFICATION

Case Size [EIA]	1206
Operating Temperature	-55 to +125°C
Grade	Automotive
Qualification	AEC-Q200
Termination	Sn
RoHS	Yes
MSL Level	1
Packaging	T&R 7in (180mm)
Packaging Qty	2000 pcs

AEC-Q200 Qualified

RoHS Compliant

Click for Online Data

ELECTRICAL CHARACTERISTICS

DC Working Voltage	34 Vdc
AC Working Voltage	30 Vac
Breakdown Votage [1mA DC]	47.0±10% V
Clamping Voltage [8x20µs]	77V @ 1A
Max Leakage Current [Vdc, 25°C]	15 µA
Transient Energy [10x1000µs]	1.1 J
Load Dump Energy [x10]	1.5 J
Peak Power [10x1000µs]	825 W
Peak Current Rating [8x20µs]	200 A
Typical Capacitance [1kHz, 0.5Vrms, 25°C]	400 pF
Capacitance Tolerance	+100/-50%
Jump Start Voltage [5min]	48 V
Power Dissipation	0.008 W

DIMENSIONS

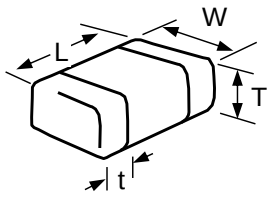

	mm	inches
L	3.20±0.20	0.126±0.008
W	1.60±0.20	0.063±0.008
T	1.7 max	0.067 max
t	0.94 max	0.037 max

SOLDERING PAD

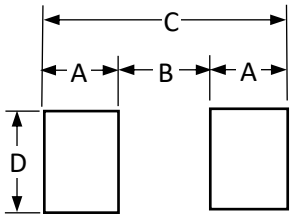

	mm	inches
A	1.02	0.04
B	2.03	0.08
C	4.06	0.16
D	1.65	0.065

HOW TO ORDER

VCAS	1206	34	N	770	R	P
Varistor Chip Automotive	Case Size	Working Voltage	Energy Rating	Clamping Voltage	Packaging	Termination
		34 = 34 Vdc	N = 1.1J	770 = 77V	D = 7“ reel (1,000pcs) R = 7“ reel (2,000pcs) T = 13“ reel (10,000pcs)	P = Sn

© KYOCERA AVX

TYPICAL CHARACTERISTICS

Temperature Derating (Energy, Current, Power)

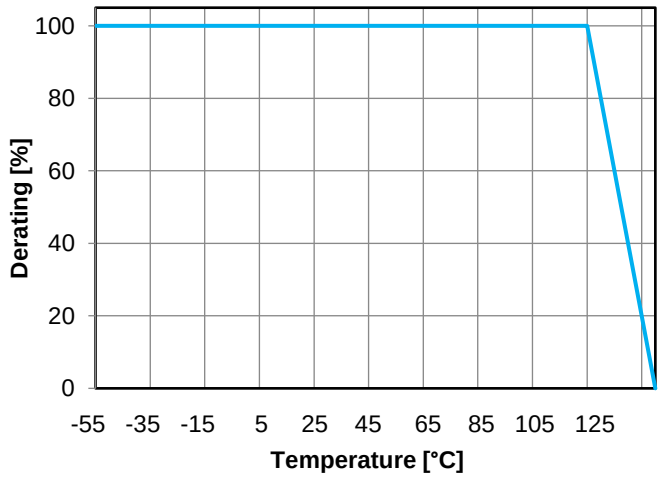

Power Derating

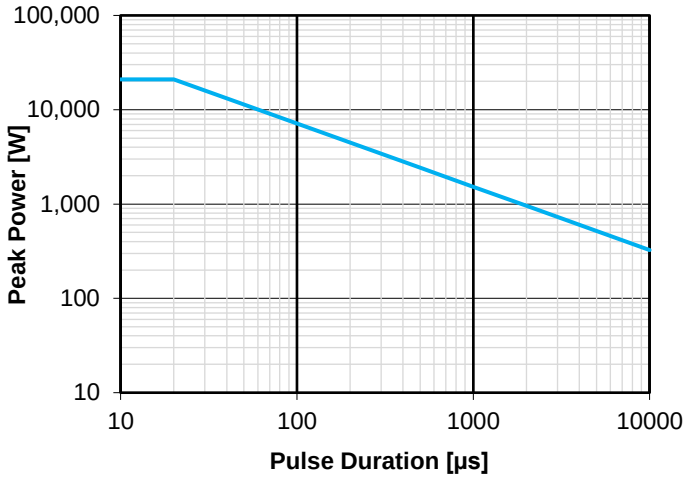

Voltage / Current

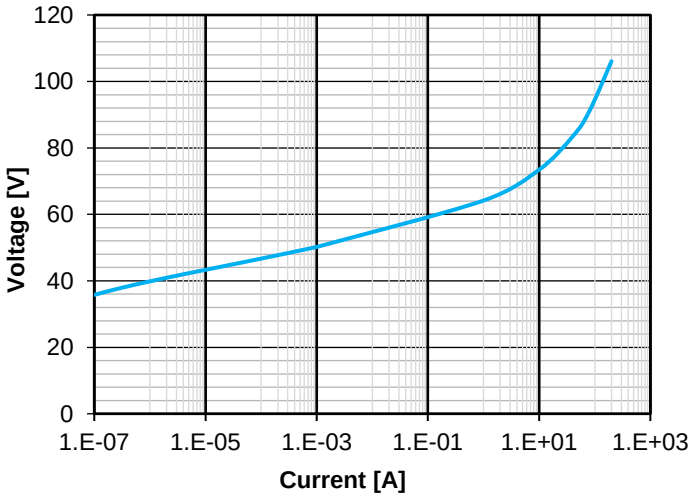

S21

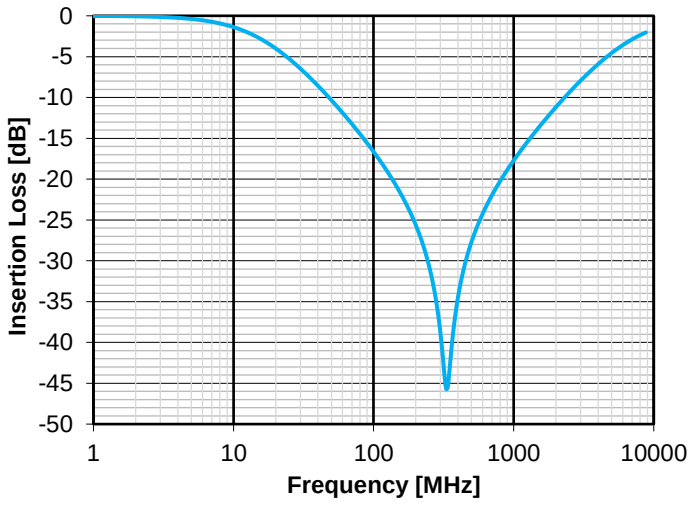

NOTICE: Specifications are subject to change without notice. All statements, information and data given herein are beleived to be accurate and reliable, but are presented without guarantee or responsibility of any kind, expressed or implied. Specifications are typical and may not apply to all applications.