VC121018J390DP

(1210, 18Vdc, 1.6J, 500A, 3100pF, Sn Term)

Multilayer Chip Varistor Datasheet

BASIC SPECIFICATION

Case Size [EIA]	1210
Operating Temperature	-55 to +125°C
Grade	General
Termination	Sn
RoHS	Yes
MSL Level	1
Packaging	T&R 7in (180mm)
Packaging Qty	1000 pcs

RoHS Compliant

Click for Online Data

ELECTRICAL CHARACTERISTICS

DC Working Voltage	18 Vdc
AC Working Voltage	13 Vac
Breakdown Votage [1mA DC]	25.5±10% V
Clamping Voltage [8x20µs]	42V @ 5A
Max Leakage Current [Vdc, 25°C]	10 µA
Transient Energy [10x1000µs]	1.6 J
Peak Power [10x1000µs]	1200 W
Peak Current Rating [8x20µs]	500 A
Typical Capacitance [1kHz, 0.5Vrms, 25°C]	3100 pF
Capacitance Tolerance	+100/-50%

DIMENSIONS

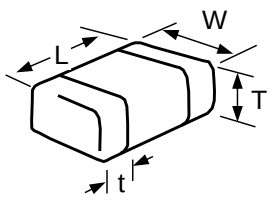

	mm	inches
L	3.20±0.20	0.126±0.008
W	2.49±0.20	0.098±0.008
T	1.7 max	0.067 max
t	1.14 max	0.045 max

SOLDERING PAD

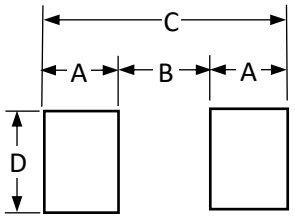

	mm	inches
A	1.02	0.04
B	2.03	0.08
C	4.06	0.16
D	2.54	0.1

HOW TO ORDER

VC	1210	18	J	390	D	P
Varistor Chip	Case Size	Working Voltage	Energy Rating	Clamping Voltage	Packaging	Termination
		18 = 18Vdc	J = 1.6J	390 = 42V	D = 7“ reel (1,000pcs) R = 7“ reel (2,000pcs) T = 13“ reel (10,000pcs)	P = Sn

© KYOCERA AVX

TYPICAL CHARACTERISTICS

Temperature Derating (Energy, Current, Power)

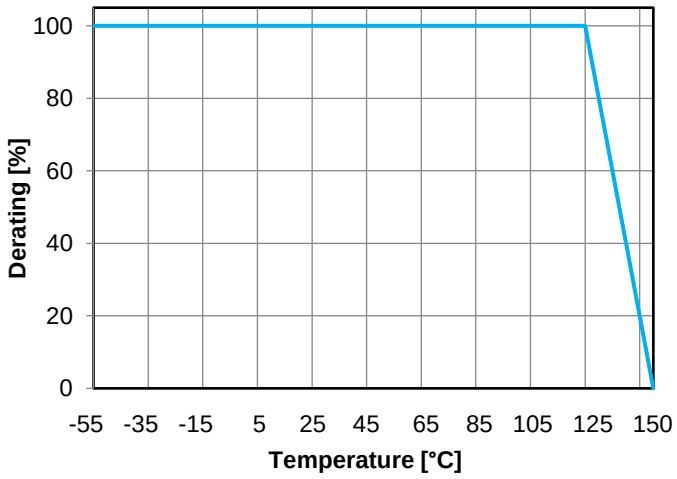

Power Derating

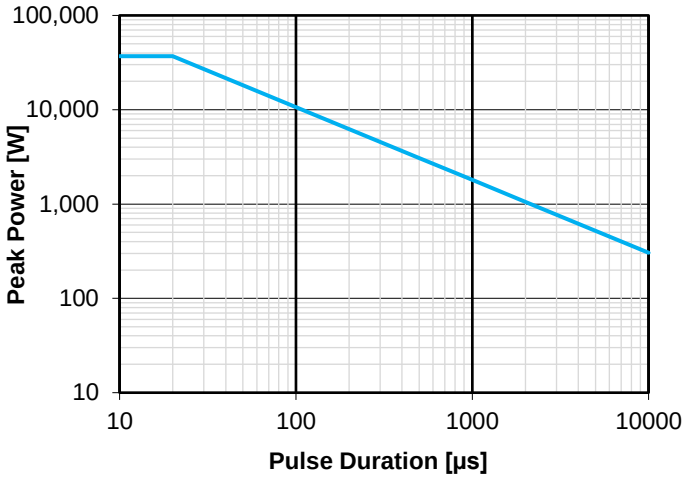

Voltage / Current

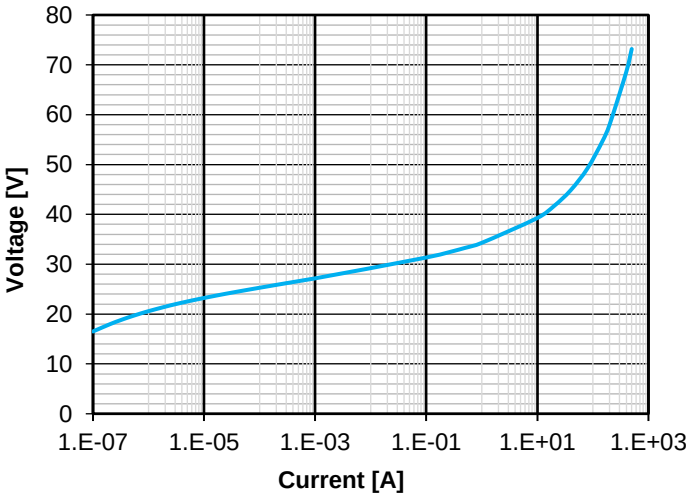

S21

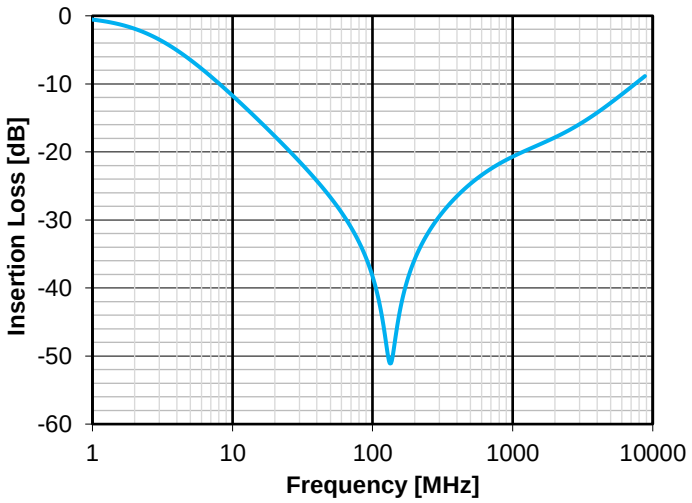

NOTICE: Specifications are subject to change without notice. All statements, information and data given herein are beleived to be accurate and reliable, but are presented without guarantee or responsibility of any kind, expressed or implied. Specifications are typical and may not apply to all applications.