VC060305A150RP

(0603, 5.6Vdc, 0.1J, 30A, 750pF, Sn Term)

Multilayer Chip Varistor Datasheet

BASIC SPECIFICATION

Case Size [EIA]	0603
Operating Temperature	-55 to +125°C
Grade	General
Termination	Sn
RoHS	Yes
MSL Level	1
Packaging	T&R 7in (180mm)
Packaging Qty	4000 pcs

RoHS Compliant

Click for Online Data

ELECTRICAL CHARACTERISTICS

DC Working Voltage	5.6 Vdc
AC Working Voltage	4 Vac
Breakdown Votage [1mA DC]	8.5±20% V
Clamping Voltage [8x20µs]	18V @ 1A
Max Leakage Current [Vdc, 25°C]	35 µA
Transient Energy [10x1000µs]	0.1 J
Peak Power [10x1000µs]	75 W
Peak Current Rating [8x20µs]	30 A
Typical Capacitance [1kHz, 0.5Vrms, 25°C]	750 pF
Capacitance Tolerance	+100/-50%

DIMENSIONS

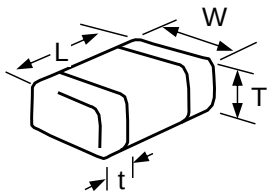

	mm	inches
L	1.60±0.15	0.063±0.006
W	0.80±0.15	0.031±0.006
T	0.9 max	0.035 max
t	0.35±0.15	0.014±0.006

SOLDERING PAD

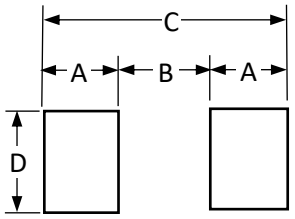

	mm	inches
A	0.89	0.035
B	0.76	0.03
C	2.54	0.1
D	0.76	0.03

HOW TO ORDER

VC	0603	05	A	150	R	P
Varistor Chip	Case Size	Working Voltage	Energy Rating	Clamping Voltage	Packaging	Termination
		05 = 5.6Vdc	A = 0.1J	150 = 18V	D = 7“ reel (1,000pcs) R = 7“ reel (4,000pcs) T = 13“ reel (10,000pcs)	P = Sn

© KYOCERA AVX

TYPICAL CHARACTERISTICS

Temperature Derating (Energy, Current, Power)

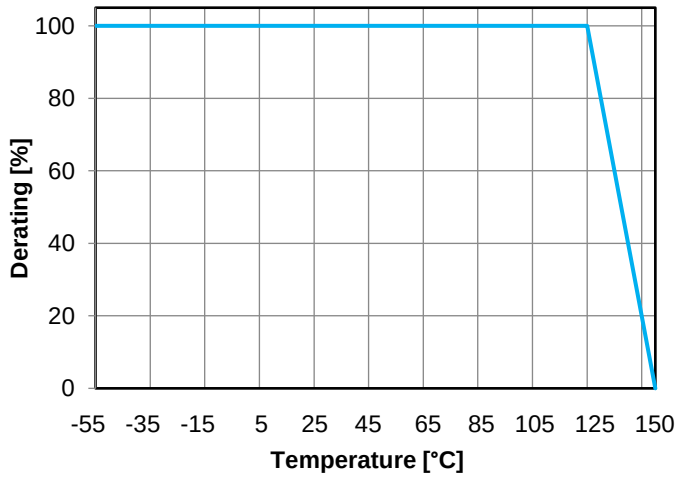

Power Derating

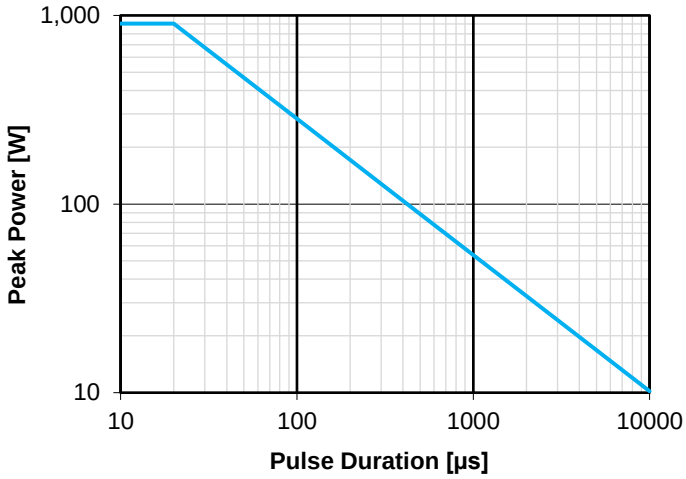

Voltage / Current

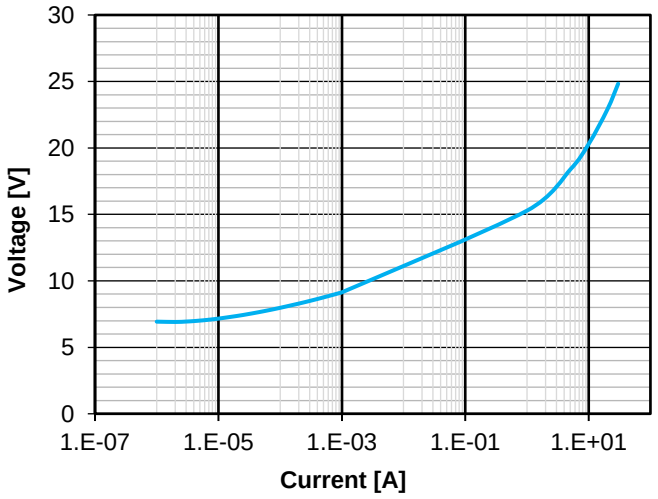

S21

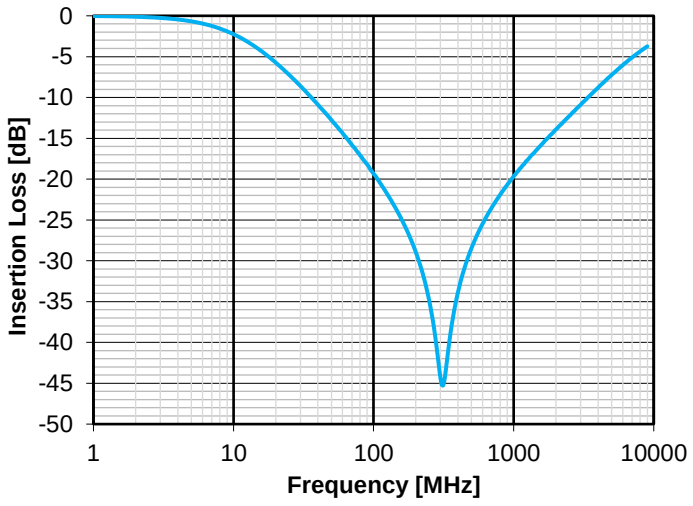

NOTICE: Specifications are subject to change without notice. All statements, information and data given herein are beleived to be accurate and reliable, but are presented without guarantee or responsibility of any kind, expressed or implied. Specifications are typical and may not apply to all applications.