KAM21BCG1H391JT Datasheet

(0805 50V C0G 390pF ±5% AECQ-200)

Dimensions

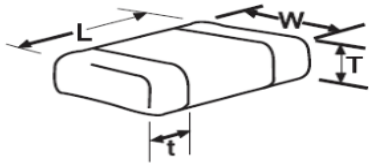

	millimetres (inches)
L	2.01 ± 0.20 (0.079 ± 0.008)
W	1.25 ± 0.20 (0.049 ± 0.008)
T max.	0.94 (0.037)
t	0.50 ± 0.25 (0.020 ± 0.010)

Basic Specifications

Item	*Unit*	*Spec.*	*Conditions*
Capacitance	pF	370.5 to 409.5	@ 1 MHz, 1 Vrms
DF	%	0.1 max.	@ 1 MHz, 1 Vrms
IR	GΩ	100	@ 50 Vdc,t =60 ± 5 s
DWV	Vdc	125	@ I ≤ 50mA, t ≤ 5 s
Op. Temperature		-55 °C to +125 °C	
Dielectric		C0G	
Product Level		AEC-Q200	
RoHS Compliant		Yes	
Termination		Sn	

Electrical Characteristics

|Z| & ESR [Ohm] vs Frequency [MHz]

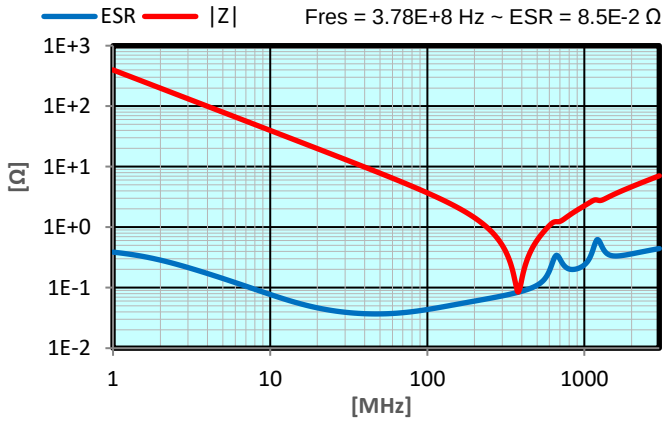

S21 [dB] (50Ω, shunt) vs Freq. [MHz]

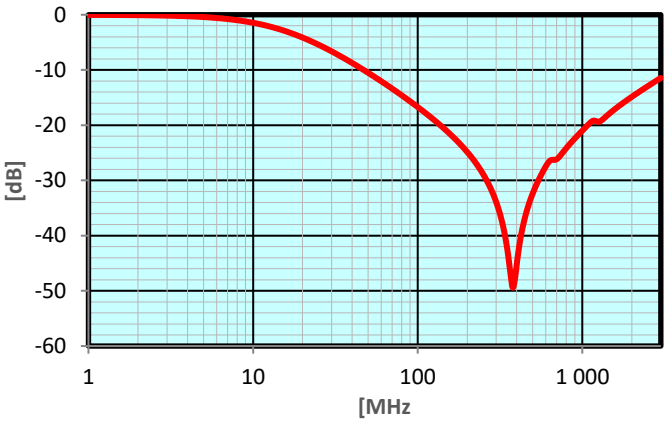

|Cap| [F] vs Frequency [MHz]

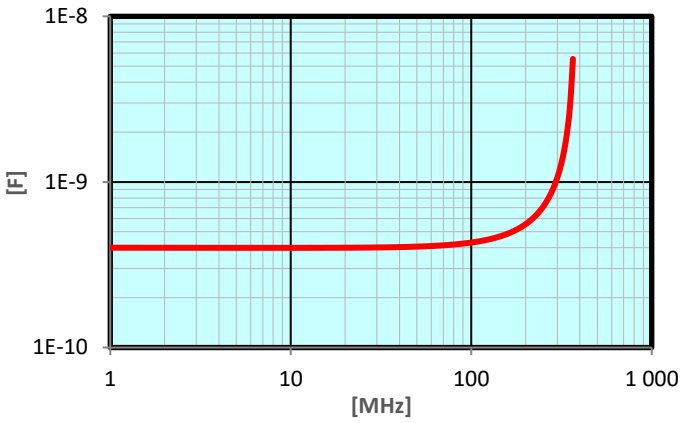

|ESL| [H] vs Frequency [MHz]

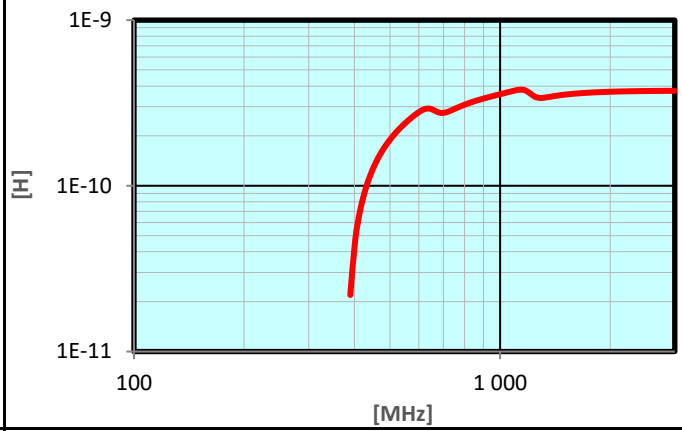

DF [%] vs Frequency [MHz]

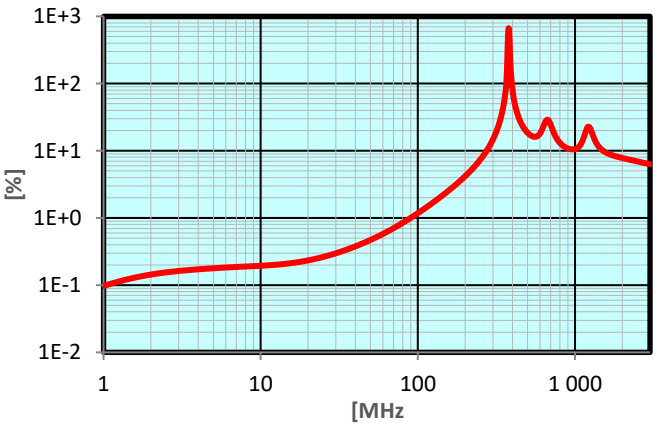

Q [-] vs Frequency [MHz]

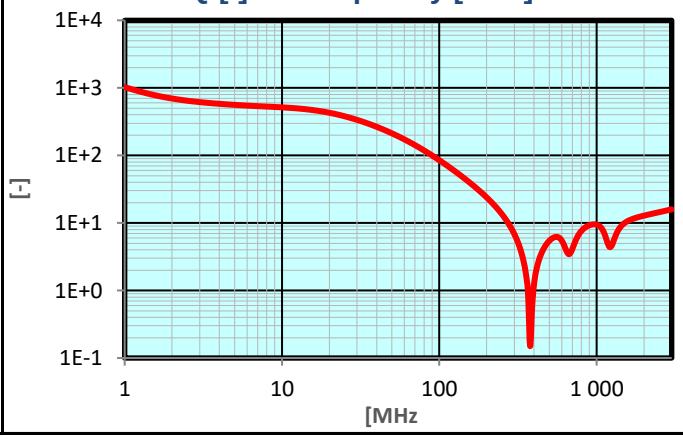

© KYOCERA AVX

KAM21BCG1H391JT Datasheet

(0805 50V C0G 390pF ±5% AECQ-200)

Electrical Characteristics

Typ. Cap. Change [%] vs Temperature [°C] Envelope

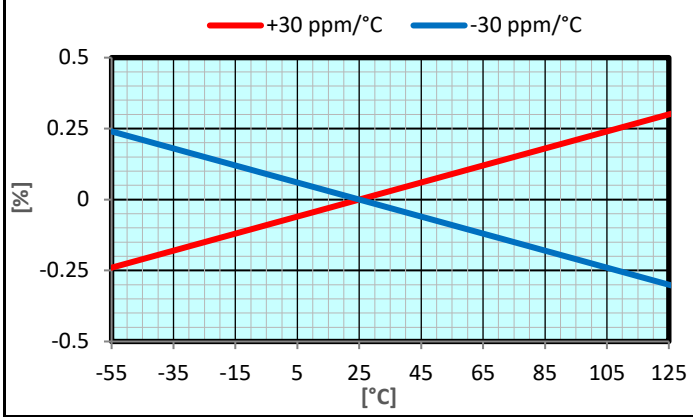

Cap.Change [%] vs Rated DC Voltage [%]

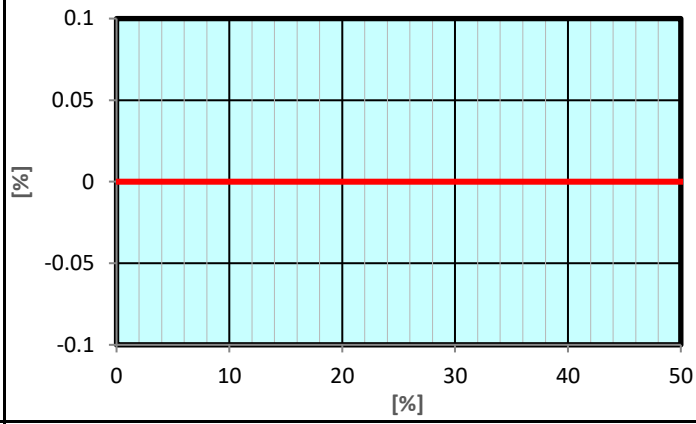

Phase Angle [°] vs Frequency [MHz]

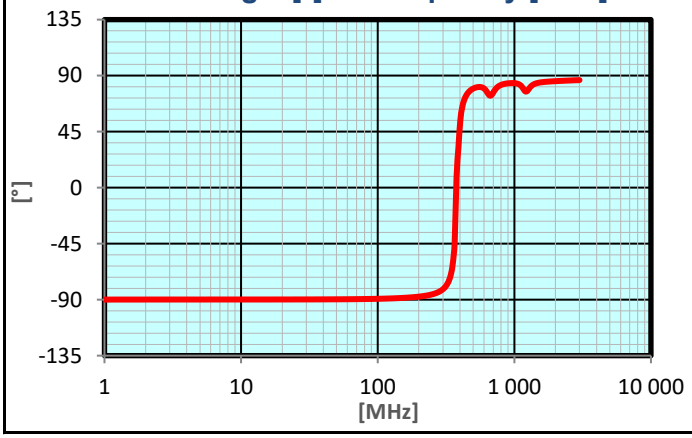

Part Number Information

K	G	M	21	C	R5	1E	103	K		T	####
Symbol:	**Product Level:**	**Requirement:**	**Size:**	**Thickness:**	**Dielectric:**	**Voltage:**	**Capacitance:**	**Tolerance:**		**Packing:**	**Optional:**
KAVX	G General	M Standard	**Code:** **EIA:**	See catalog	CG C0G	**Multiplier:** **Base:**	(2 significant digits	A ± 0.05 pF	H		See catalog for
	A Automotive	U Hi-Q (Special function)	02 01005	for list of	R5 X5R	0 1x A 1	+ no of zeros)	B ± 0.1 pF	T		optional codes
	(AEC-Q200)	E ESD (Special function)	03 0201	codes	S6 X6S	1 10x N 1.5		C ± 0.25 pF	U	Φ 180 (7 inch)*	
	M Medical	L Low inductance reverse Geometry	05 0402		T6 X6T	2 100x D 2	**Examples:**	D ± 0.5 pF	Y		
		A Low Inductance LGA	15 0603		R7 X7R	3 1000x E 2.5	100 = 10 pF	F ± 1 %	V		
		F Flexiterm (Special function/structure)	21 0805		S7 X7S	U 3	102 = 1000 pF	G ± 2 %			
		S Flexisafe (Special function/structure)	31 1206		T7 X7T	V 3.5	224 = 220 nF	J ± 5 %	M		
		G Gold Termination (Special Structure)	32 1210		R8 X8R	G 4	105 = 1 µF	K ± 10 %	L		
		C IDC (Special structure)	42 1808		L8 X8L	H 5		M ± 20 %	N	Φ 330 (13 inch)*	
		Q Ultra Low ESR	43 1812		G8 X8G	J 6.3			K		
			44 1825		V5 Y5V				S		
			55 2220			**Example:**					
			56 2225			1E = 25V (10 x 2.5)			X	Waffle pack	
			91 3640								

Note:
* See catalog for more information.

NOTICE: Specifications are subject to change without notice. All statements, information and data given herein are beleived to be accurate and reliable, but are presented without guarantee or responsibility of any kind, expressed or implied. Specifications are typical and may not apply to all applications.