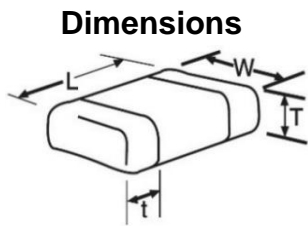


# 12065C102KAT2A Datasheet

(1206 50V X7R 1nF ±10%)

To download data and simulation models visit: [SpiCAT ONLINE TOOL](#)



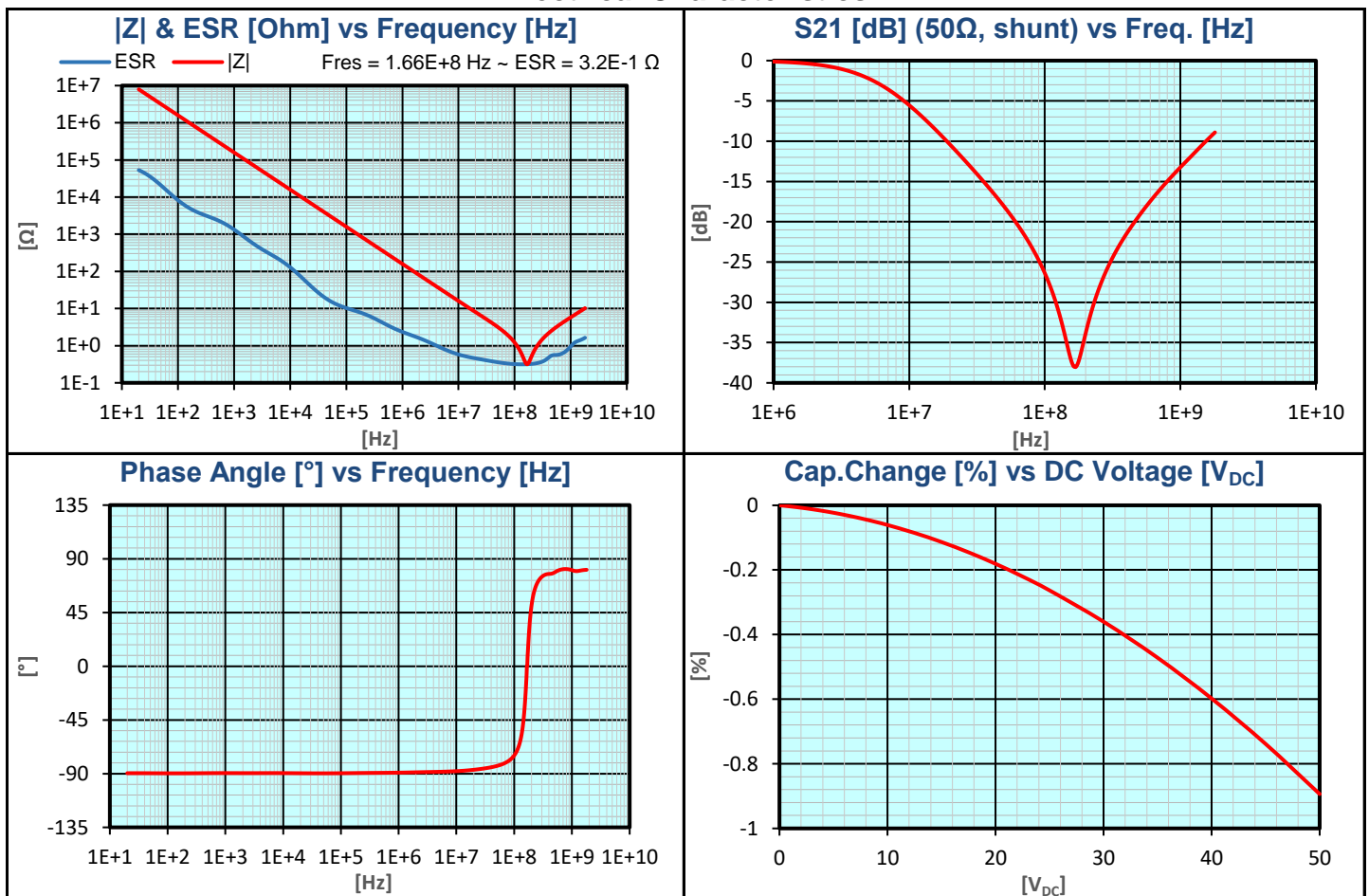
## Dimensions

	millimetres	inches
L	3.2 ± 0.2	0.126 ± 0.008
W	1.6 ± 0.2	0.063 ± 0.008
T max.	0.94	0.037
t	0.5 ± 0.25	0.02 ± 0.01

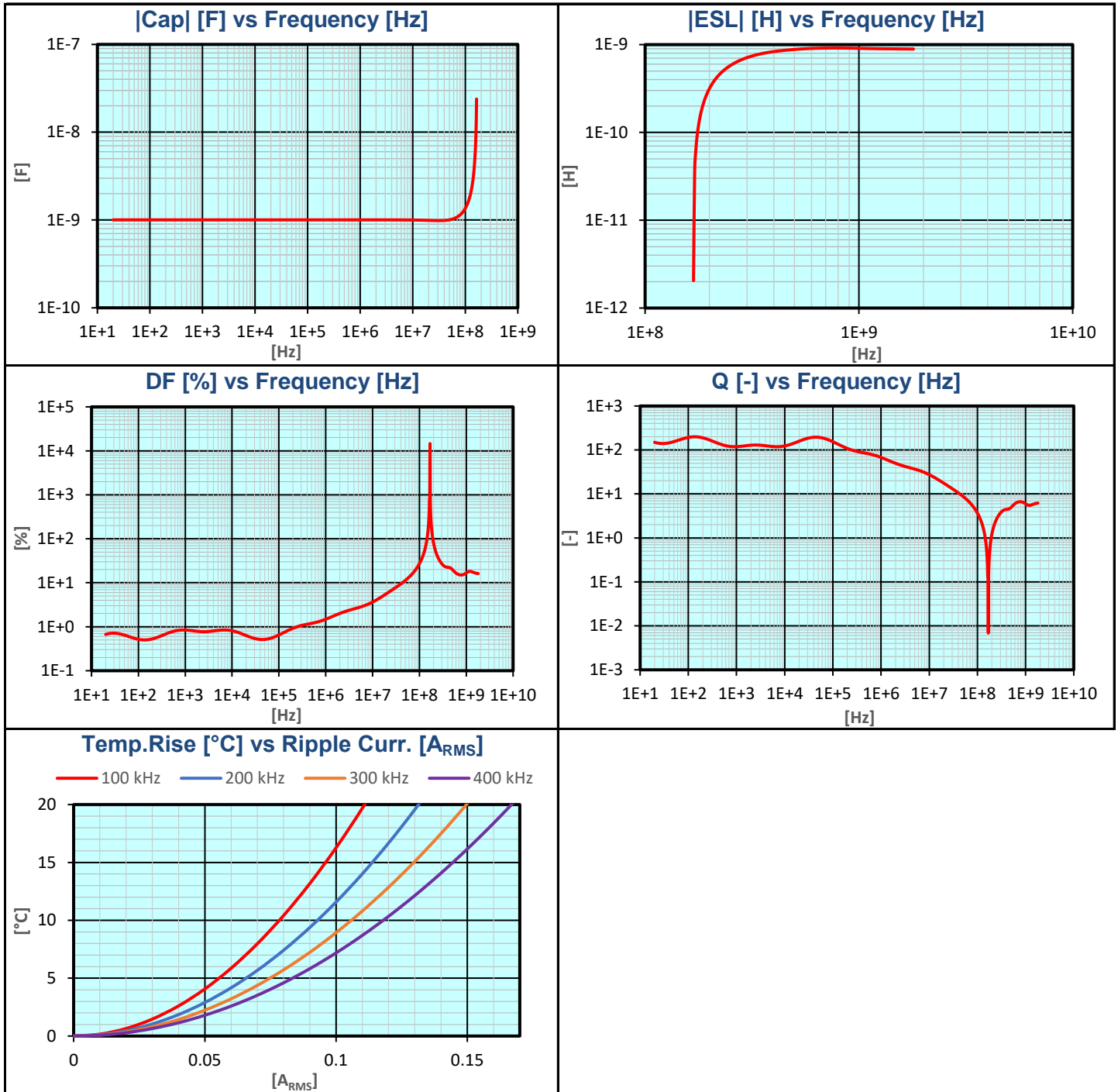
## Basic Specifications

Item	Unit	Spec.	Conditions
Capacitance	nF	0.9 to 1.1	@ 1 kHz, 1 Vrms
DF	%	10 max.	@ 1 kHz, 1 Vrms
IR	GΩ	100 min.	@ 50 Vdc, t = 120 s
DWV	Vdc	125	@ I ≤ 50mA, t ≤ 5 s
Operating Temperature		-55°C to +125°C	
Dielectric		X7R	
AEC-Q200		Not qualified	
RoHS Compliant		Yes	
Termination		Sn	

## Electrical Characteristics



## Electrical Characteristics



# 12065C102KAT2A Datasheet

(1206 50V X7R 1nF ±10%)

## How To Order

<u>0805</u>	<u>5</u>	<u>C</u>	<u>103</u>	<u>M</u>	<u>A</u>	<u>T</u>	<u>2</u>	<u>A</u>
<b>Size</b> (L" x W")	<b>Voltage</b> 4V = 4 6.3V = 6 10V = Z 16V = Y 25V = 3 50V = 5 100V = 1 200V = 2 500V = 7	<b>Dielectric</b> X7R = C	<b>Capacitance Code</b> (In pF) 2 Sig. Digits + Number of Zeros	<b>Capacitance Tolerance</b> J = ± 5%* K = ±10% M = ± 20%  *≤1μF only, contact factory for additional values	<b>Failure Rate</b> A = Not Applicable 4=Automotive	<b>Terminations</b> T = Plated Ni and Sn Z= FLEXITERM®**  *Optional termination  **See FLEXITERM® X7R section	<b>Packaging</b> 2 = 7" Reel 4 = 13" Reel  <b>Contact Factory For Multiples</b>	<b>Special Code</b> A = Std. Product
<p>NOTE: Contact factory for availability of Termination and Tolerance Options for Specific Part Numbers. Contact factory for non-specified capacitance values.</p>								
<p><b>NOTICE:</b> Specifications are subject to change without notice. All statements, information and data given herein are believed to be accurate and reliable, but are presented without guarantee or responsibility of any kind, expressed or implied. Specifications are typical and may not apply to all applications.</p>								