

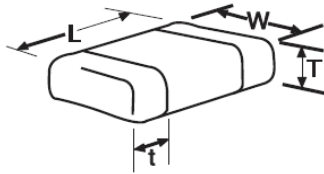
04026D475KAT2A Datasheet

(0402 6.3V X5R 4.7uF ±10%)

To download data and simulation models visit: [SpiCAT ONLINE TOOL](#)



Dimensions

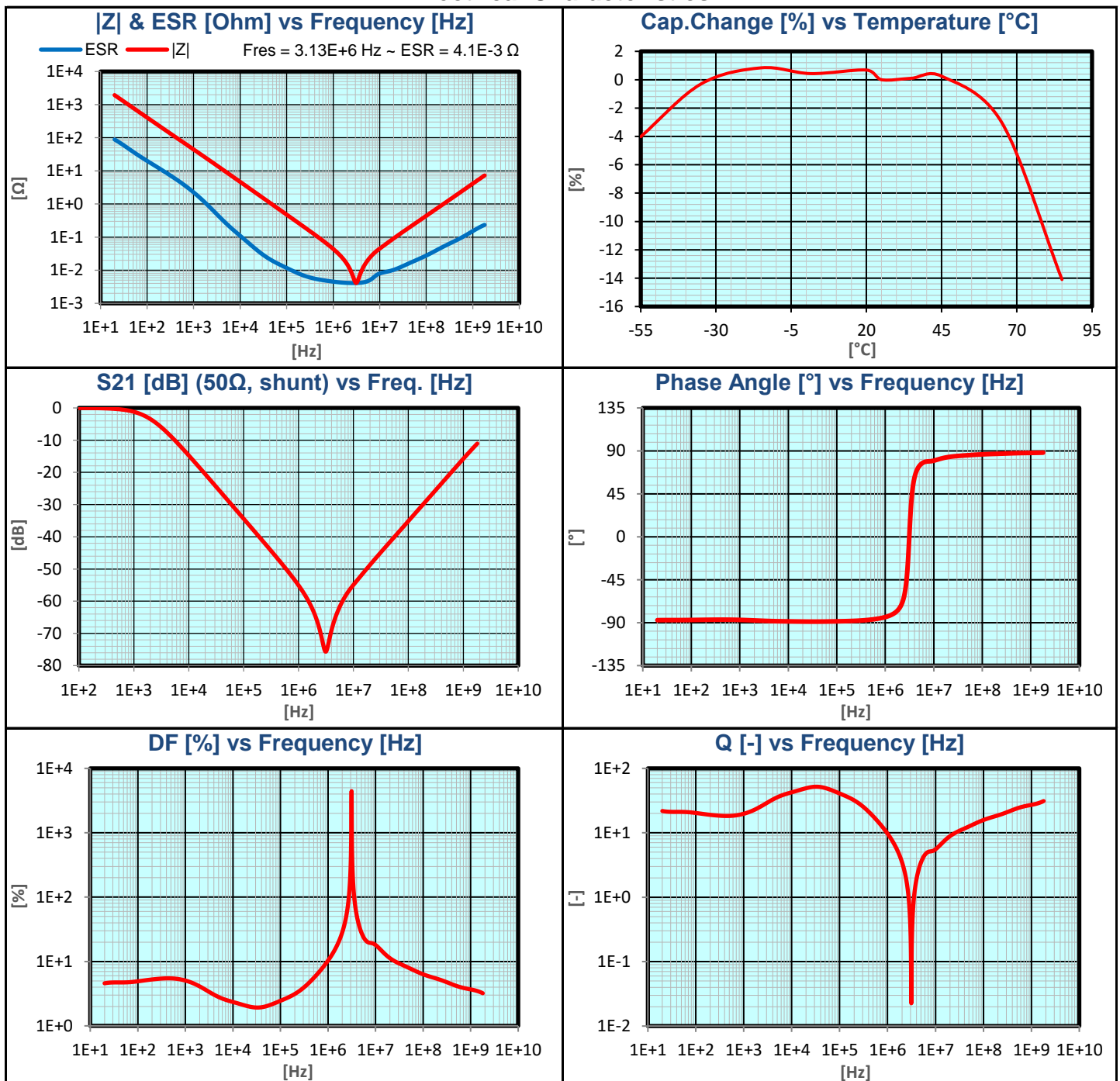


	millimetres (inches)
L	1.00 ± 0.20 (0.040 ± 0.008)
W	0.50 ± 0.20 (0.020 ± 0.008)
T max.	0.71 (0.028)
t	0.25 ± 0.15 (0.010 ± 0.006)

Basic Specifications

Item	Unit	Spec.	Conditions
Capacitance	uF	4.23 to 5.17	@ 1 kHz, 1 Vrms
DF	%	12.5 max.	@ 1 kHz, 1 Vrms
IR	MΩ	106.3 min.	@ 6.3 Vdc
DWV	Vdc	15.75	@ I ≤ 50mA, t ≤ 5 s
Operating Temperature		-55 °C to +85 °C	
Dielectric		X5R	
AEC-Q200		Not qualified	
RoHS Compliant		Yes	
Termination		Sn	

Electrical Characteristics

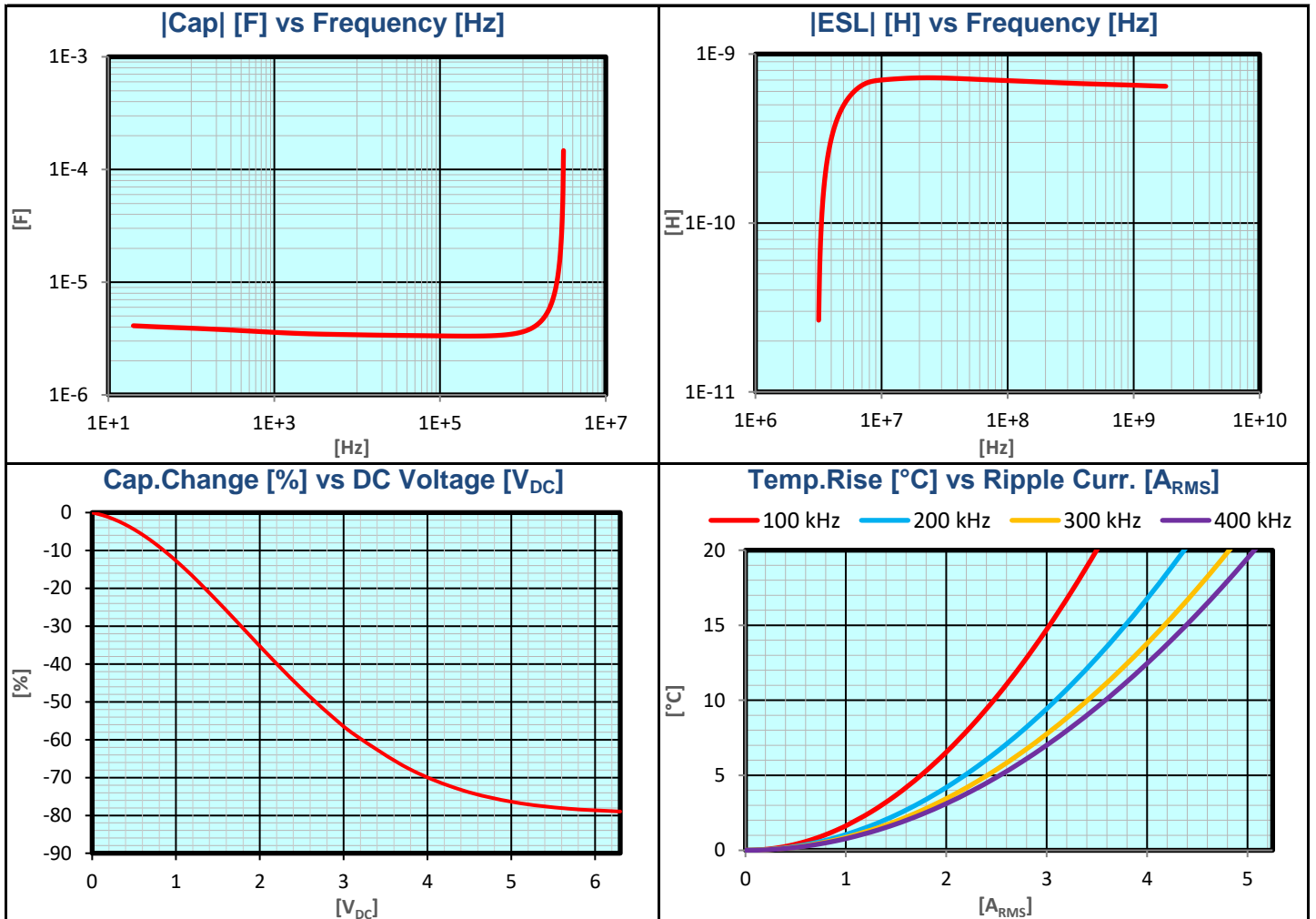


04026D475KAT2A Datasheet

(0402 6.3V X5R 4.7uF ±10%)



Electrical Characteristics



How To Order

0805	5	D	103	K	A	T	2	A
Case Size	Voltage	Dielectric	Capacitance Code	Capacitance Tolerance	Failure Rate	Termination	Packaging/ Marking	Special Code
0101*	4 = 4 V	D = X5R	(2 significant digits + no of zeros)	K = ±10 % M = ±20 %	A = Standard	T = Plated Ni/Sn	2 = 7" Reel 4 = 13" Reel U = 4mm TR (01005)	A = Standard
0201	6 = 6.3 V							
0402	Z = 10 V							
0603	Y = 16 V		Examples:					
0805	3 = 25 V		100 = 10 pF					
1206	D = 35 V		102 = 1000 pF					
1210	5 = 50 V		224 = 220000 pF					
1812	1 = 100 V		105 = 1µF					

*EIA 01005

NOTICE: Specifications are subject to change without notice. All statements, information and data given herein are believed to be accurate and reliable, but are presented without guarantee or responsibility of any kind, expressed or implied. Specifications are typical and may not apply to all applications.