

# 02013A0R5BAT2A Datasheet

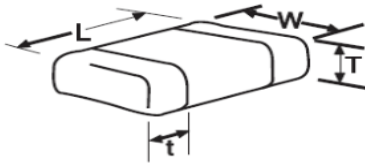
(0201 25V COG 0.5pF ±0.1 pF )

To download data and simulation models visit:

**SpiCAT**  
ONLINE TOOL



## Dimensions

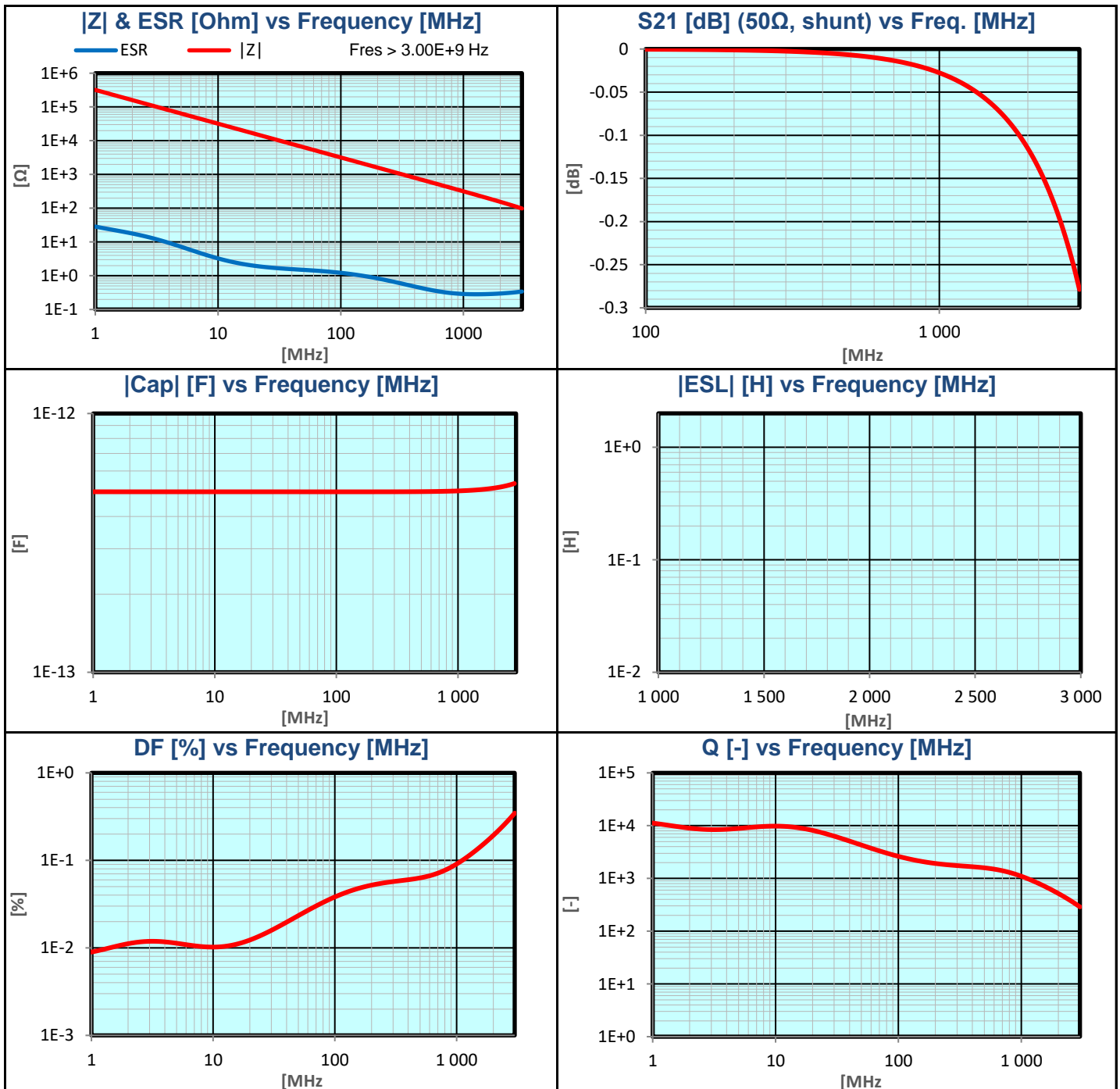


	millimetres (inches)
L	0.60 ± 0.03 (0.024 ± 0.001)
W	0.30 ± 0.03 (0.011 ± 0.001)
T max.	0.33 (0.013)
t	0.15 ± 0.05 (0.006 ± 0.002)

## Basic Specifications

Item	Unit	Spec.	Conditions
Capacitance	pF	0.4 to 0.6	@ 1 MHz, 1 Vrms
DF	%	0.244 max.	@ 1 MHz, 1 Vrms
IR	GΩ	100	@ 25 Vdc, t = 60 ± 5 s
DWV	Vdc	62.5	@ I ≤ 50mA, t ≤ 5 s
Op. Temperature		-55 °C to +125 °C	
Dielectric		COG (NP0)	
AEC-Q200		Not qualified	
RoHS Compliant		Yes	
Termination		Sn	

## Electrical Characteristics

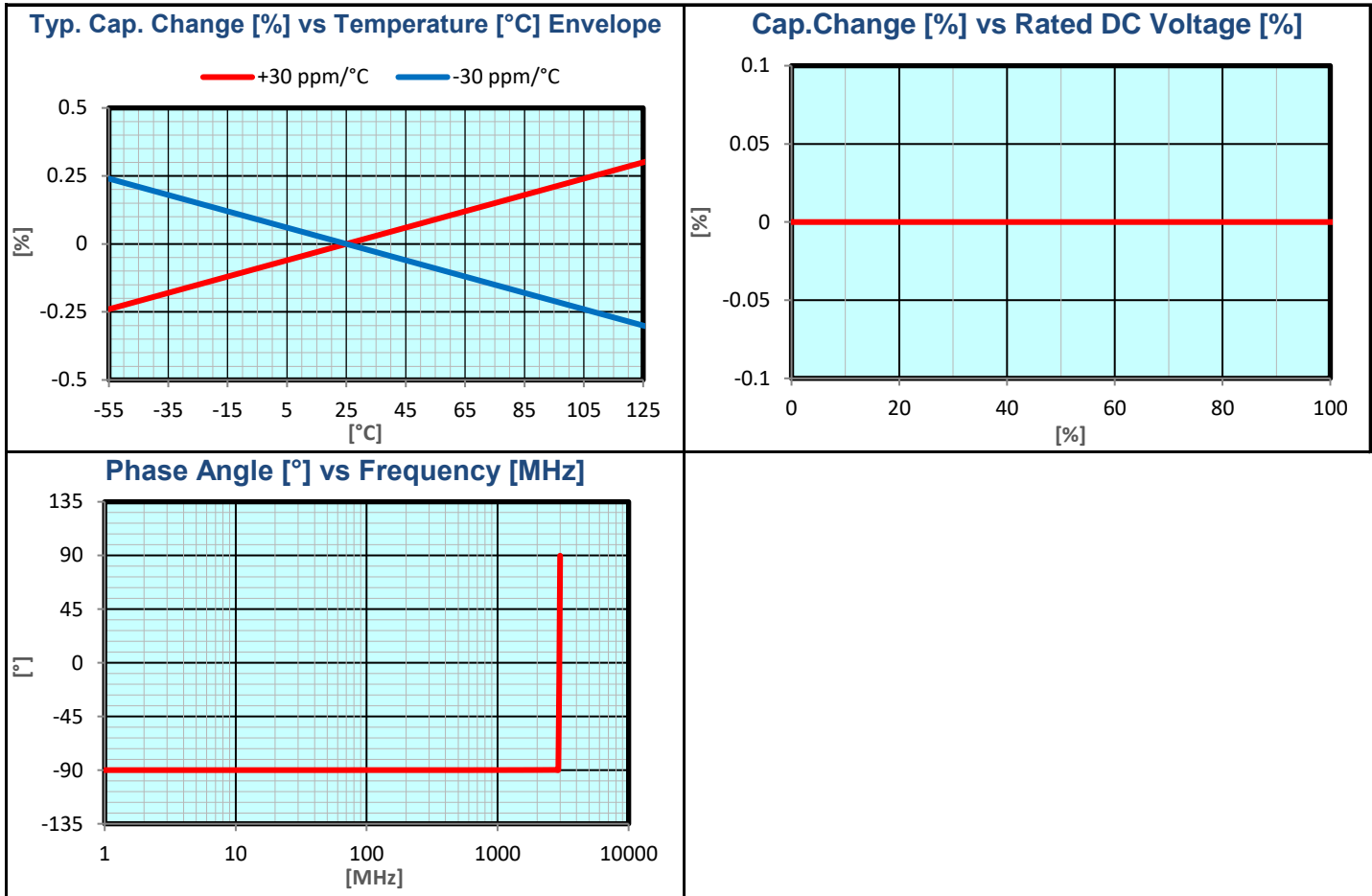


# 02013A0R5BAT2A Datasheet



(0201 25V C0G 0.5pF ±0.1 pF )

## Electrical Characteristics



## How To Order

0805	5	A	101	J	4	T	2	A
Case Size	Voltage	Dielectric	Capacitance Code	Capacitance Tolerance	Failure Rate	Termination	Packaging/ Marking	Special Code
0402	Y = 16V	A = C0G (NP0)	(2 significant digits	B = ± 0.1 pF (< 10 pF)	A = Standard	T = Plated Ni/Sn	2 = 7" Reel	A = Standard
0603	3 = 25V	Q = C0G (NP0)	+ no of zeros)	C = ± 0.25 pF (< 10 pF)	4 = Automotive	U = Conductive Epo*	4 = 13" Reel	
0805	5 = 50V	Max. Temp. = 150°C		D = ± 0.5 pF (< 10 pF)			U = 4mm TR (01005)**	
1206	1 = 100V			F = ± 1 % (≥ 10 pF)				
	2 = 200V			G = ± 2 % (≥ 10 pF)				
	V = 250V			J = ± 5%				
	7 = 500V			K = ± 10%				
				M = ± 20%				

**Contact Factory For**  
**1 = Pd/Ag\*\***  
**7 = Gold Plated\*\***  
**NOT RoHS COMPLIANT**

Note:  
 \*Automotive parts only  
 \*\*Standard parts only  
 0402 case size available in T termination only.

**NOTICE:** Specifications are subject to change without notice. All statements, information and data given herein are believed to be accurate and reliable, but are presented without guarantee or responsibility of any kind, expressed or implied. Specifications are typical and may not apply to all applications.